


 **la Minerva**[®]
di Chiodini Mario
food service equipment

 **OMEGA**[®]
FOODTECH

MEAT PROCESSING



FOOD PROCESSING



PACKAGING



2017



BY

 **MINERVA**[®]
 **OMEGA**
GROUP


1945-2015

Rev. 06/17

Minerva Omega Group s.r.l. was set up in 2012 after merging two leading Italian companies in the design and production of meat and other food processing machines and systems: **La Minerva di Chiodini Mario** from Bologna and **Omega Ceg** from Varese.

Both companies have a long-standing history, tradition and experience.

La Minerva di Chiodini Mario, due to celebrate 70 years in business in 2015, was founded by Mario Chiodini in 1945 in Bologna, a city traditionally renowned for mechanical and motoring expertise. It designs and produces machines for meat processing, catering, the food processing industry and packaging centres, and offers a high quality range with an excellent quality/price/duration ratio. The company is managed by the second and third generation of the Salati Chiodini family, and is still firmly rooted in its local tradition, culture and territory. It is thanks to this entrepreneurial leadership and to a market-led managerial mindset that La Minerva has acquired and incorporated the following competitors: first Artex of Bologna, then Omega, the owner of other long-standing and globally renowned brands such as Ceg, General Machine, Regina, and Suprema.

Omega Ceg, founded in 1950, manufactures slicers and other food processing machines. It is a well-known and admired brand that **La Minerva** wanted to maintain localised to its original site, in the province of Varese, as a clear sign of the will to maintain the quality product and service that has always distinguished the brand, thanks to the strong specialisation and experience of local allied industries.

La Minerva's acquisition of the Omega brand and associated company, specialised in manual and automatic mincers and slicers, brought a dual-purpose process to a close: on the one hand, to save a long-standing brand with a strong presence and recognisability in Italy and abroad, and on the other to complete the range of **La Minerva** machines and give a renewed boost to the brand, thanks to the strong commercial links with Europe and the wider world.

Today, **Minerva Omega Group**, with its international renown now further boosted thanks to an efficient, modern management system, can boast one of the most comprehensive ranges on the market, a consolidated client portfolio with a presence in every food sector with both large wholesalers and retailers in every country in the world. It also offers first-class customer service.

Minerva Omega Group S.r.l. is now a consolidated business with all-Italian excellence in the sector, investing strongly in the design and development of new models, equipment and automated production lines: "We believe in quality, brought about by the group-wide commitment from our employees and collaborators. Despite the substantial difficulties and competition from countries where production costs are much lower, we are defending and sustaining Made in Italy production with all of our strength, without moving production of our main components and machine assembly from our Bologna and Varese premises. Our commitment is considerable, our investment in keeping ourselves technologically and qualitatively competitive is continuous and involves the entire production chain. Excellence, skills and quality are crucial values for us. The company's continued development on all markets is the best possible response to the question whether it is worth investing in Italian manufacturing."

The production line, centralised and automated in modern, new 5,000 m2 covered premises opened in 2003, together with the Omega production plant, includes an extremely diverse range of food processing, storing and packaging machines catering to every possible requirement.

Meat processing

- bone saws
- countertop and industrial mincers
- mixers
- automatic hamburger forming machines
- sausage filling machines
- automatic portioning machines

Food processing

- gravity, vertical, automatic and manual slicing machines
- vegetable peelers
- mussel cleaners
- vegetable processors
- graters

Packaging

- vacuum packing machines
- automatic destacker

Food preservation

- ice makers

Sectors of reference:

- food counter professionals
- large wholesalers
- catering
- food processing industry
- hotel and restaurant chains

Brand lines:



The entire product range is made with high quality materials and components for durability, reliability and operator safety, ease of use and cleaning/maintenance.

All designed and manufactured in-house.

Long-standing brands owned:





NEMOSY (NEXUS MONITORING SYSTEM)

NEMOSY (Nexus Monitoring System) is a system that collects data for the management of machines used in the food industry, and then integrates them smoothly into the in-house processes.

The objectives:

NEMOSY is a complete management system, specifically designed to meet three primary needs:

- flawless centralised control of each department in a hypermarket, and the whole chain
- complete safety for operators and machines
- longer machine life depending on cycles of use, thanks to dynamic maintenance and spare parts planning

Advantages of NEMOSY (Nexus Monitoring System):

- Low initial investment
- Easy and quick to install
- Lower overhead costs
- Improved machine management
- Ease of access and control
- Transfer of machine data (open safety devices signals, alarms, working temperatures, absorbed current, hours in use, hours worked, machine downtimes, quantities and weights of processed products, other diagnostics...)
- Sending messages to the person in charge of maintenance, h&s officer, email messages
- Signalling non-conformities with the safety procedures set by the company policy or for unrecognised operators (identification by means of rfid code)
- Saving digitally instruction manuals, lists of replacement parts, certifications, safety procedures, installation photos, maintenance operations, etc.
- Periodic management of machine maintenance times and relative costs
- Energy management of individual pieces of equipment/departments/supermarkets
- Management of spare parts and relative costs



MEAT PROCESSING

MEAT MINCERS	pag. 07
• TABLE TOP MEAT MINCERS	pag. 08
• FLOOR MEAT MINCERS	pag. 17
• MIXER-GRINDERS	pag. 19
• REFRIGERATED TABLE TOP MEAT MINCERS	pag. 20
• REFRIGERATED FLOOR MEAT MINCERS	pag. 24
• REFRIGERATED FLOOR MEAT MIXER-GRINDERS	pag. 25
BONE SAWS	pag. 27
• TABLE TOP BONE SAWS	pag. 28
• FLOOR BONE SAWS	pag. 30
MEAT MIXERS	pag. 33
SAUSAGE FILLERS	pag. 37
• HYDRAULIC SAUSAGE FILLERS	pag. 38
• MANUAL TABLE TOP SAUSAGE FILLERS	pag. 39
HAMBURGER/FORMING MACHINES	pag. 41
• HAMBURGER FORMING MACHINE	pag. 42
• REFRIGERATED HAMBURGER FORMING MACHINE	pag. 42
• MEAT BALL FORMING MACHINE	pag. 43
MANUAL MEAT PRESSERS & OTHERS	pag. 45
• MANUAL MEAT PRESSERS	pag. 46
• SEMI AUTOMATIC PATTY FORMER	pag. 47
• MEAT TENDERIZER	pag. 47
PORTIONER	pag. 49



FOOD PROCESSING

SLICERS	pag. 51
• GRAVITY SLICERS	pag. 52
• AUTOMATIC GRAVITY SLICERS	pag. 61
• VERTICAL SLICERS	pag. 63
• SLICERS WITH SCALE	pag. 69
PEELERS & CLEANERS	pag. 71
• POTATO PEELERS	pag. 72
• ONION PEELERS & GARLIC PEELERS	pag. 75
• MUSSEL CLEANERS	pag. 76
VEGETABLE CUTTERS	pag. 77
CHEESE GRATERS	pag. 81
FOOD CUTTERS	pag. 85
• CUTTERS MINI	pag. 86
• CUTTERS MEDIUM	pag. 87
• CUTTERS MAGNUM	pag. 88



PACKAGING & OTHERS

VACUUM MACHINES	pag. 89
• VACUUM PACKING MACHINES - EASY LINE	pag. 90
• VACUUM PACKING MACHINES - BASIC LINE	pag. 92
• VACUUM PACKING MACHINES - MASTER LINE	pag. 94
HAND WRAPPERS	pag. 96
KNIVES STERILIZERS	pag. 98



MEAT PROCESSING - MEAT MINCERS

The Minerva Omega Group range of industrial mincers has been designed and developed over time based on the specific requirements from those working with these professional processing systems.

Robust, mechanically perfect, easy and quick to dismantle and re-assemble for cleaning purposes - they are veritable production machines. The refrigerated versions highlight bonus features never before seen in similar machines: containment of bacterial load, absence of product oxidation, maintenance of sensory properties, etc.



TABLE TOP MEAT MINCERS



PAG. 08

FLOOR MEAT MINCERS



PAG. 17

MIXER-GRINDERS



PAG. 19

REFRIGERATED TABLE TOP MEAT MINCERS



PAG. 20

REFRIGERATED FLOOR MEAT MINCERS



PAG. 24

REFRIGERATED MIXER-GRINDERS



PAG. 25



A/E 12

- Stainless steel body machine
- Stainless steel external 12 head
- Removable feed pan
- Start-Stop
- Power: 0,75 kW/HP 1,0
- CE version
- Net weight: 24 kg

THREEPHASE (V400/3/50 Hz or V230/3/50 Hz) ⚠

- **Enterprise version**

SINGLEPHASE (V230/1/50 Hz)

- **Enterprise version**

ACCESSORIES

- **BRC/22** - Receiving inox tray

- Enterprise cutting system (nr. 1 stainless steel plate, nr. 1 stainless steel knife)



A/E 22

- Stainless steel body machine
- Stainless steel external 22 head
- Removable feed pan
- Start-Stop-Reverse
- Power: 1,1 kW/HP 1,5
- CE version
- Net weight: 28 kg

- Enterprise cutting system (nr. 1 stainless steel plate, nr. 1 stainless steel knife)
- Unger S3 cutting system (nr. 2 stainless steel plates, nr. 1 stainless steel knife)

THREEPHASE (V400/3/50 Hz or V230/3/50 Hz) ⚠

- Enterprise version
- Unger S3 version

SINGLEPHASE (V230/1/50 Hz)

- Enterprise version
- Unger S3 version

ACCESSORIES

- BRC/22 - Receiving inox tray
- TC/T - Stainless steel table with shelve and self-braking wheels (660 x 600 x h=740 mm)



A/22

- Stainless steel body machine
- Stainless steel external 22 head
- Removable feed pan
- Start-Stop-Reverse
- Power: 1,1 kW/HP 1,5
- Export version
- Net weight: 28 kg

- Enterprise cutting system (nr. 1 stainless steel plate, nr. 1 stainless steel knife)

THREEPHASE (V400/3/50 Hz or V230/3/50 Hz) ⚠

- Enterprise version

SINGLEPHASE (V230/1/50 Hz)

- Enterprise version

ACCESSORIES

- BRC/22 - Receiving inox tray



A/22 L

- Stainless steel body machine
- Stainless steel internal 22 head
- Removable feed pan
- Start-Stop-Reverse
- Power: 1,1 kW/HP 1,5
- Export version
- Net weight: 32 kg

- Enterprise cutting system (nr. 1 stainless steel plate, nr. 1 stainless steel knife)

THREEPHASE (V400/3/50 Hz or V230/3/50 Hz) ⚠

- Enterprise version

SINGLEPHASE (V230/1/50 Hz)

- Enterprise version

ACCESSORIES

- BRC/22 - Receiving inox tray



C/E 22N

- Stainless steel body machine
- Stainless steel internal 22 head
- Removable feed pan
- Start-Stop-Reverse
- Power: 1,1 kW/HP 1,5
- CE version
- Net weight: 33 kg

- Enterprise cutting system (nr. 1 stainless steel plate, nr. 1 stainless steel knife)
- Unger S3 cutting system (nr. 2 stainless steel plates, nr. 1 stainless steel knife)
- Unger S5 cutting system (nr. 3 stainless steel plates, nr. 2 stainless steel knives)

THREEPHASE (V400/3/50 Hz or V230/3/50 Hz) ⚠

- Enterprise version
- Unger S3 version
- Unger S5 version

SINGLEPHASE (V230/1/50 Hz)

- Enterprise version
- Unger S3 version
- Unger S5 version

ACCESSORIES

- BRC/22 - Receiving inox tray
- TC/T - Stainless steel table with shelve and self-braking wheels (660 x 600 x h=740 mm)



C/22N

- Stainless steel body machine
- Stainless steel internal 22 head
- Removable feed pan
- Start-Stop-Reverse
- Power: 1,1 kW/HP 1,5
- Export version
- Net weight: 33 kg

THREEPHASE (V400/3/50 Hz or V230/3/50 Hz) ⚠

- **Enterprise version**

SINGLEPHASE (V230/1/50 Hz)

- **Enterprise version**

ACCESSORIES

- **BRC/22** - Receiving inox tray

- Enterprise cutting system (nr. 1 stainless steel plate, nr. 1 stainless steel knife)



TE 22

- Anodized aluminum body machine
- Stainless steel internal 22 head
- Removable feed pan
- Start-Stop
- Power: 0,75 kW/HP 1,0
- CE version
- Net weight: 35 kg

THREEPHASE (V400/3/50 Hz or V230/3/50 Hz) ⚠

- **Enterprise version**

SINGLEPHASE (V230/1/50 Hz)

- **Enterprise version**

ACCESSORIES

- **REV** - Reverse
- **TM/22** - Large feed pan
- **BRC/22** - Receiving inox tray

- Enterprise cutting system (nr. 1 stainless steel plate, nr. 1 stainless steel knife)



TE 22

- Anodized aluminum body machine
- Stainless steel internal 22 head
- Removable feed pan
- Start-Stop-Reverse
- Power: 0,75 kW/HP 1,0
- Export version
- Net weight: 35 kg

THREEPHASE (V400/3/50 Hz or V230/3/50 Hz) ⚠

- **Enterprise version**

SINGLEPHASE (V230/1/50 Hz)

- **Enterprise version**

ACCESSORIES

- **TM/22** - Large feed pan
- **BRC/22** - Receiving inox tray

- Enterprise cutting system (nr. 1 stainless steel plate, nr. 1 stainless steel knife)



TE 22V

- Red and silver/grey or silver/grey painted no anodized alloy machine
- Stainless steel internal 22 head
- Removable feed pan
- Start-Stop-Reverse
- Power: 0,75 kW/HP 1,0
- Export version
- Net weight: 35 kg

THREEPHASE (V400/3/50 Hz or V230/3/50 Hz) ⚠

- **Enterprise version**

SINGLEPHASE (V230/1/50 Hz)

- **Enterprise version**

ACCESSORIES

- **TM/22** - Large feed pan
- **BRC/22** - Receiving inox tray

- Enterprise cutting system (nr. 1 stainless steel plate, nr. 1 stainless steel knife)



- TE 22X**
- Stainless steel body machine
 - Stainless steel internal 22 head
 - Removable feed pan
 - Start-Stop-Reverse
 - Power: 1,1 kW/HP 1,5
 - CE version
 - Net weight: 37 kg

THREEPHASE (V400/3/50 Hz or V230/3/50 Hz) ⚠

- Enterprise version

SINGLEPHASE (V230/1/50 Hz)

- Enterprise version

ACCESSORIES

- BRC/22 - Receiving inox tray

- Enterprise cutting system (nr. 1 stainless steel plate, nr. 1 stainless steel knife)



- TE 22X**
- Stainless steel body machine
 - Stainless steel internal 22 head
 - Removable feed pan
 - Start-Stop-Reverse
 - Power: 1,1 kW/HP 1,5
 - Export version
 - Net weight: 37 kg

THREEPHASE (V400/3/50 Hz or V230/3/50 Hz) ⚠

- Enterprise version

SINGLEPHASE (V230/1/50 Hz)

- Enterprise version

ACCESSORIES

- BRC/22 - Receiving inox tray

- Enterprise cutting system (nr. 1 stainless steel plate, nr. 1 stainless steel knife)



A/E 32

- Stainless steel body machine
- Stainless steel external 32 head
- Removable feed pan with safety switch
- Start-Stop-Reverse
- Power: 2,2 kW/HP 3,0
- CE version
- Net weight: 59 kg

- Enterprise cutting system (nr. 1 stainless steel plate, nr. 1 stainless steel knife)
- Unger S5 cutting system (nr. 3 stainless steel plates, nr. 2 stainless steel knives)

THREEPHASE (V400/3/50 Hz or V230/3/50 Hz) ⚠

- Enterprise version
- Unger S5 version

SINGLEPHASE (V230/1/50 Hz)

- Enterprise version
- Unger S5 version

ACCESSORIES

- BRC/32 - Receiving inox tray
- TC/T - Stainless steel table with shelve and self-braking wheels (660 x 600 x h=740 mm)



A/32

- Stainless steel body machine
- Stainless steel external 32 head
- Start-Stop-Reverse
- Power: 2,2 kW/HP 3,0
- Export version
- Net weight: 59 kg

- Enterprise cutting system (nr. 1 stainless steel plate, nr. 1 stainless steel knife)

THREEPHASE (V400/3/50 Hz or V230/3/50 Hz) ⚠

- Enterprise version

SINGLEPHASE (V230/1/50 Hz)

- Enterprise version

ACCESSORIES

- BRC/32 - Receiving inox tray



A/32 L

- Stainless steel body machine
- Stainless steel internal 32 head
- Removable feed pan
- Start-Stop-Reverse
- Power: 2,2 kW/HP 3,0
- Export version
- Net weight: 43 kg

- Enterprise cutting system (nr. 1 stainless steel plate, nr. 1 stainless steel knife)

THREEPHASE (V400/3/50 Hz or V230/3/50 Hz) ⚠

- Enterprise version

SINGLEPHASE (V230/1/50 Hz)

- Enterprise version

ACCESSORIES

- BRC/32 - Receiving inox tray



C/E 32N

- Stainless steel body machine
- Stainless steel internal 32 head
- Removable feed pan with safety switch
- Start-Stop-Reverse
- Power: 2,2 kW/HP 3,0
- CE version
- Net weight: 50 kg

- Enterprise cutting system (nr. 1 stainless steel plate, nr. 1 stainless steel knife)
- Unger S5 cutting system (nr. 3 stainless steel plates, nr. 2 stainless steel knives)

THREEPHASE (V400/3/50 Hz or V230/3/50 Hz) ⚠

- Enterprise version
- Unger S5 version

SINGLEPHASE (V230/1/50 Hz)

- Enterprise version
- Unger S5 version

ACCESSORIES

- BRC/32 - Receiving inox tray
- TC/T - Stainless steel table with shelve and self-braking wheels (660 x 600 x h=740 mm)



C/32N

- Stainless steel body machine
- Stainless steel internal 32 head
- Removable feed pan
- Start-Stop-Reverse
- Power: 2,2 kW/HP 3,0
- Export version
- Net weight: 50 kg

THREEPHASE (V400/3/50 Hz or V230/3/50 Hz) ⚠

- **Enterprise version**

SINGLEPHASE (V230/1/50 Hz)

- **Enterprise version**

ACCESSORIES

- **BRC/32** - Receiving inox tray

- Enterprise cutting system (nr. 1 stainless steel plate, nr. 1 stainless steel knife)



M 32

- Stainless steel and aluminum body machine
- Stainless steel external 32 head
- Start-Stop
- Power: 0,8 kW/HP 1,1
- CE version
- Net weight: 27 kg

THREEPHASE (V400/3/50 Hz or V230/3/50 Hz) ⚠

- **Enterprise version**

SINGLEPHASE (V230/1/50 Hz)

- **Enterprise version**

ACCESSORIES

- **TM/32** - Larger feed pan
- **BRC/32** - Receiving inox tray

- Enterprise cutting system (nr. 1 stainless steel plate, nr. 1 stainless steel knife)



M 32

- Stainless steel and aluminum body machine
- Stainless steel external 32 head
- Start-Stop
- Power: 0,8 kW/HP 1,1
- Export version
- Net weight: 27 kg

THREEPHASE (V400/3/50 Hz or V230/3/50 Hz) ⚠

- **Enterprise version**

SINGLEPHASE (V230/1/50 Hz)

- **Enterprise version**

ACCESSORIES

- **TM/32** - Larger feed pan
- **BRC/32** - Receiving inox tray

- Enterprise cutting system (nr. 1 stainless steel plate, nr. 1 stainless steel knife)



TA 32

- Red and silver/grey or silver/grey painted no anodized alloy machine
- Stainless steel internal 32 head
- Removable feed pan with safety switch
- Start-Stop
- Power: 2,2 kW/HP 3,0
- CE version
- Net weight: 63 kg

THREEPHASE (V400/3/50 Hz or V230/3/50 Hz) ⚠

- **Enterprise version**

SINGLEPHASE (V230/1/50 Hz)

- **Enterprise version**

ACCESSORIES

- **REV** - Reverse
- **TM/32** - Larger feed pan
- **BRC/32** - Receiving inox tray

- Enterprise cutting system (nr. 1 stainless steel plate, nr. 1 stainless steel knife)



- TA 32**
- Red and silver/grey or silver/grey painted no anodized alloy machine
 - Stainless steel internal 32 head
 - Removable feed pan
 - Start-Stop-Reverse
 - Power: 2,2 kW/HP 3,0
 - Export version
 - Net weight: 63 kg

THREEPHASE (V400/3/50 Hz or V230/3/50 Hz) ⚠

- **Enterprise version**

SINGLEPHASE (V230/1/50 Hz)

- **Enterprise version**

ACCESSORIES

- **TM/32** - Larger feed pan
- **BRC/32** - Receiving inox tray

- Enterprise cutting system (nr. 1 stainless steel plate, nr. 1 stainless steel knife)



- TA 32X**
- Stainless steel body machine
 - Stainless steel internal 32 head
 - Removable feed pan with safety switch
 - Start-Stop-Reverse
 - Power: 2,2 kW/HP 3,0
 - CE version
 - Net weight: 50 kg

THREEPHASE (V400/3/50 Hz or V230/3/50 Hz) ⚠

- **Enterprise version**

SINGLEPHASE (V230/1/50 Hz)

- **Enterprise version**

ACCESSORIES

- **BRC/32** - Receiving inox tray

- Enterprise cutting system (nr. 1 stainless steel plate, nr. 1 stainless steel knife)



- TA 32X**
- Stainless steel body machine
 - Stainless steel internal 32 head
 - Removable feed pan
 - Start-Stop-Reverse
 - Power: 2,2 kW/HP 3,0
 - Export version
 - Net weight: 50 kg

THREEPHASE (V400/3/50 Hz or V230/3/50 Hz) ⚠

- **Enterprise version**

SINGLEPHASE (V230/1/50 Hz)

- **Enterprise version**

ACCESSORIES

- **BRC/32** - Receiving inox tray

- Enterprise cutting system (nr. 1 stainless steel plate, nr. 1 stainless steel knife)



- TF 32 S**
- Stainless steel body machine
 - Stainless steel external 32 head
 - Removable feed pan with safety switch
 - Start-Stop-Reverse
 - Power: 2,2 kW/HP 3,0
 - CE version
 - Net weight: 68 kg

THREEPHASE (V400/3/50 Hz or V230/3/50 Hz) ⚠

- **Enterprise version**

ACCESSORIES

- **TF 32 - TRO** - Stainless steel trolley
- **FPEK** - Electrical kit needed for foot control pedal or semi-automatic hamburger attachment (PH-A)
- **PED** - Foot control pedal
- **PH-A** - Semi-automatic hamburger attachment
- **BRC/32** - Receiving inox tray

- Enterprise cutting system (nr. 1 stainless steel plate, nr. 1 stainless steel knife)

(see page 47)



C/E 680N

- Stainless steel body machine
- Stainless steel external 32 head
- Removable feed pan with safety switch
- Start-Stop-Reverse
- Power: 2,9 kW/HP 4,0 (Tph) - 2,2 kW/HP 3,0 (Sph)
- CE version
- Net weight: 61 kg

- Enterprise cutting system (nr. 1 stainless steel plate, nr. 1 stainless steel knife)
- Unger S5 cutting system (nr. 3 stainless steel plates, nr. 2 stainless steel knives)

THREEPHASE (V400/3/50 Hz or V230/3/50 Hz) ⚠

- **Enterprise version**
- **Unger S5 version**

SINGLEPHASE (V230/1/50 Hz)

- **Enterprise version**
- **Unger S5 version**

ACCESSORIES

- **FPEK** - Electrical kit needed for foot control pedal or semi-automatic hamburger attachment (PH-A or HAMB)
- **PED** - Foot control pedal
- **PH-A** - Semi-automatic hamburger attachment
- **HAMB** - Semi-automatic hamburger attachment
- **BRC/32** - Receiving inox tray
- **TC/T** - Stainless steel table with shelve and self-braking wheels (660 x 600 x h=740 mm)

(see page 47)

(see page 47)



C/42

- Stainless steel body machine
- Stainless steel internal 42 head
- Start-Stop-Reverse
- Power: 2,9 kW/HP 4,0
- Export version
- Net weight: 50 kg

THREEPHASE (V400/3/50 Hz or V230/3/50 Hz) ⚠

- **Enterprise version**

ACCESSORIES

- **BRC/32** - Receiving inox tray

- Enterprise cutting system (nr. 1 stainless steel plate, nr. 1 stainless steel knife)



C/E 660F

- Stainless steel body machine
- Stainless steel external 32 head
- Removable feed pan
- Start-Stop-Reverse
- Power: 2,9 kW/HP 4,0 (Tph) - 2,2 kW/HP 3,0 (Sph)
- Electrical kit needed for foot control pedal or semi-automatic hamburger attachment (PH-A)
- CE version
- Net weight: 74 kg

THREEPHASE (V400/3/50 Hz or V230/3/50 Hz) ⚠

- **Enterprise version**
- **Unger S5 version**

ACCESSORIES

- **PED** - Foot control pedal
- **PH-A** - Semi-automatic hamburger attachment
- **HAMB** - Semi-automatic hamburger attachment

- Enterprise cutting system (nr. 1 stainless steel plate, nr. 1 stainless steel knife)
- Unger S5 cutting system (nr. 3 stainless steel plates, nr. 2 stainless steel knives)

(see page 47)
(see page 47)



C/660F

- Stainless steel body machine
- Stainless steel external 32 head
- Start-Stop-Reverse
- Power: 2,9 kW/HP 4,0
- Export version
- Net weight: 72 kg

THREEPHASE (V400/3/50 Hz or V230/3/50 Hz) ⚠

- **Enterprise version**

- Enterprise cutting system (nr. 1 stainless steel plate, nr. 1 stainless steel knife)



TA 32X MAXI

- Stainless steel body machine
- Stainless steel internal 32 head
- Removable feed pan
- Start-Stop-Reverse
- Power: 2,9 kW/HP 4,0
- Electrical kit needed for foot control pedal or semi-automatic hamburger attachment (PH-A)
- CE version
- Net weight: 80 kg

THREEPHASE (V400/3/50 Hz or V230/3/50 Hz) ⚠

- **Enterprise version**

ACCESSORIES

- **PED** - Foot control pedal
- **PH-A** - Semi-automatic hamburger attachment
- **HAMB** - Semi-automatic hamburger attachment

- Enterprise cutting system (nr. 1 stainless steel plate, nr. 1 stainless steel knife)

(see page 47)
(see page 47)



TA 32X MAXI

- Stainless steel body machine
- Stainless steel internal 32 head
- Start-Stop-Reverse
- Power: 2,9 kW/HP 4,0
- Export version
- Net weight: 80 kg

THREEPHASE (V400/3/50 Hz or V230/3/50 Hz) ⚠

- **Enterprise version**

- Enterprise cutting system (nr. 1 stainless steel plate, nr. 1 stainless steel knife)



- C/E 800**
- Stainless steel body machine
 - Stainless steel external 32 head
 - Removable feed pan
 - Start-Stop-Reverse
 - Power: 4,1 kW/HP 5,5
 - Electrical kit needed for foot control pedal or semi-automatic hamburger attachment (PH-A)
 - CE version
 - Net weight: 117 kg
- Enterprise cutting system (nr. 1 stainless steel plate, nr. 1 stainless steel knife)
- Unger S5 cutting system (nr. 3 stainless steel plates, nr. 2 stainless steel knives)

THREEPHASE (V400/3/50 Hz or V230/3/50 Hz) ⚠

- Enterprise version
- Unger S5 version

ACCESSORIES

- **C/E 800/7** - Enlarge motor 7,0 HP
- **FP-S** - Additional amount for the feed pan with side loading
- **FP-F** - Additional amount for the flat feed pan
- **PED** - Foot control pedal
- **PH-A** - Semi-automatic hamburger attachment
- **HAMB** - Semi-automatic hamburger attachment

No charge

No charge

(see page 47)

(see page 47)



- C/E 242**
- Stainless steel body machine
 - Cast iron external 32 head
 - Start-Stop-Reverse
 - Power: 5,2 kW/HP 7,0
 - CE version
 - Net weight: 135 kg

THREEPHASE (V400/3/50 Hz or V230/3/50 Hz) ⚠

- Enterprise version

- Enterprise cutting system (nr. 1 stainless steel plate, nr. 1 stainless steel knife)

18



- C/E 242X**
- Stainless steel body machine
 - Stainless steel external 42 head
 - Start-Stop-Reverse
 - Power: 5,2 kW/HP 7,0
 - CE version
 - Net weight: 138 kg

THREEPHASE (V400/3/50 Hz or V230/3/50 Hz) ⚠

- Enterprise version

- Enterprise cutting system (nr. 1 stainless steel plate, nr. 1 stainless steel knife)

€ cad.



- C/E 901**
- Table top machine
 - Stainless steel body machine
 - Stainless steel external 32 head
 - Removable feed pan 42 l
 - Start-Stop-Reverse
 - Safe device on head*
 - Mincing Power: 2,2 kW/HP 3,0
 - Mixing Power: 0,75 kW/HP 1,0
 - Electrical kit needed for foot control pedal or semi-automatic hamburger attachment (PH-A)
 - CE version
 - Net weight: 119 kg
- Enterprise cutting system (nr. 1 stainless steel plate, nr. 1 stainless steel knife)
- Unger S5 cutting system (nr. 3 stainless steel plates, nr. 2 stainless steel knives)

THREEPHASE (V400/3/50 Hz or V230/3/50 Hz) ⚠

- Enterprise version
- Unger S5 version

SINGLEPHASE (V230/1/50 Hz)

- Enterprise version
- Unger S5 version

ACCESSORIES

- PED - Foot control pedal
- SAUSAGE FILLER - Set composed of joining part and Nr. 1 set of 3 funnels (Ø 14 mm, 20 mm and 30 mm)
- TROLLEY - 95 l
- TC/T - stainless steel table (660 x 600 x h=740 mm)
- PH-A - Semi-automatic hamburger attachment
- HAMB - Semi-automatic hamburger attachment

(see page 47)
(see page 47)



- C/E 901 T**
- Stainless steel body machine
 - Stainless steel external 32 head
 - Removable feed pan 42 l
 - Start-Stop-Reverse
 - Safe device on head*
 - Mincing Power: 2,2 kW/HP 3,0
 - Mixing Power: 0,75 kW/HP 1,0
 - Electrical kit needed for foot control pedal or semi-automatic hamburger attachment (PH-A)
 - CE version
 - Net weight: 130 kg
- Enterprise cutting system (nr. 1 stainless steel plate, nr. 1 stainless steel knife)
- Unger S5 cutting system (nr. 3 stainless steel plates, nr. 2 stainless steel knives)

THREEPHASE (V400/3/50 Hz or V230/3/50 Hz) ⚠

- Enterprise version
- Unger S5 version

SINGLEPHASE (V230/1/50 Hz)

- Enterprise version
- Unger S5 version

ACCESSORIES

- PED - Foot control pedal
- SHELF - Tilting shelf
- SAUSAGE FILLER - Set composed of joining part and Nr. 1 set of 3 funnels (Ø 14 mm, 20 mm and 30 mm)
- TROLLEY - 95 l
- PH-A - Semi-automatic hamburger attachment
- HAMB - Semi-automatic hamburger attachment

(see page 47)
(see page 47)



- C/E 902**
- Stainless steel body machine
 - Stainless steel external 32 head
 - Removable feed pan 84 l
 - Start-Stop-Reverse
 - Safe device on head*
 - Mincing Power: 2,9 kW/HP 4,0
 - Mixing Power: 1,1 kW/HP 1,5
 - Electrical kit needed for foot control pedal or semi-automatic hamburger attachment (PH-A)
 - CE version
 - Net weight: 210 kg
- Enterprise cutting system (nr. 1 stainless steel plate, nr. 1 stainless steel knife)
- Unger S5 cutting system (nr. 3 stainless steel plates, nr. 2 stainless steel knives)

THREEPHASE (V400/3/50 Hz or V230/3/50 Hz) ⚠

- Enterprise version
- Unger S5 version

ACCESSORIES

- PED - Foot control pedal
- TROLLEY - 95 l
- PH-A - Semi-automatic hamburger attachment

(see page 47)



- C/E 900**
- Stainless steel body machine
 - Stainless steel external 32 head
 - Removable feed pan 117 l
 - Start-Stop-Reverse
 - Safe device on head*
 - Mincing Power: 5,2 kW/HP 7,0
 - Mixing Power: 1,85 kW/HP 2,5
 - Electrical kit needed for foot control pedal or semi-automatic hamburger attachment (PH-A)
 - CE version
 - Net weight: 258 kg
- Enterprise cutting system (nr. 1 stainless steel plate, nr. 1 stainless steel knife)
- Unger S5 cutting system (nr. 3 stainless steel plates, nr. 2 stainless steel knives)

THREEPHASE (V400/3/50 Hz or V230/3/50 Hz) ⚠

- Enterprise version
- Unger S5 version

ACCESSORIES

- PED - Foot control pedal
- SPEED SETTING DEVICE
- TROLLEY - 95 l



A/E 22R

- Stainless steel body machine
- Stainless steel internal 22 head
- Start-Stop-Reverse
- Power: 1,1 kW/HP 1,5
- CE version
- Net weight: 41 kg

THREEPHASE (V400/3/50 Hz or V230/3/50 Hz) ⚠

- Enterprise version
- Unger S3 version

SINGLEPHASE (V230/1/50 Hz)

- Enterprise version
- Unger S3 version

- Enterprise cutting system (nr. 1 stainless steel plate, nr. 1 stainless steel knife)
- Unger S3 cutting system (nr. 2 stainless steel plates, nr. 1 stainless steel knife)



C/E R22

- Stainless steel body machine
- Stainless steel internal 22 head
- Start-Stop-Reverse
- Power: 1,1 kW/HP 1,5
- CE version
- Net weight: 47 kg

THREEPHASE (V400/3/50 Hz or V230/3/50 Hz) ⚠

- Enterprise version
- Unger S3 version
- Unger S5 version

SINGLEPHASE (V230/1/50 Hz)

- Enterprise version
- Unger S3 version
- Unger S5 version

- Enterprise cutting system (nr. 1 stainless steel plate, nr. 1 stainless steel knife)
- Unger S3 cutting system (nr. 2 stainless steel plates, nr. 1 stainless steel knife)
- Unger S5 cutting system (nr. 3 stainless steel plates, nr. 2 stainless steel knives)



C/E R22H

- Stainless steel body machine
- Stainless steel internal 22 head
- Start-Stop-Reverse
- Power: 1,1 kW/HP 1,5
- Semi-automatic hamburger attachment*
- CE version
- Net weight: 48 kg

THREEPHASE (V400/3/50 Hz or V230/3/50 Hz) ⚠

- Enterprise version
- Unger S3 version

SINGLEPHASE (V230/1/50 Hz)

- Enterprise version
- Unger S3 version

- Enterprise cutting system (nr. 1 stainless steel plate, nr. 1 stainless steel knife)
- Unger S3 cutting system (nr. 2 stainless steel plates, nr. 1 stainless steel knife)

* Available 14 and 17 mm thickness (to be confirmed at the moment of purchase order). Adjustable format/weight



C/E W22

- Stainless steel body machine
- Stainless steel internal 22 head
- Start-Stop-Reverse
- Power: 1,1 kW/HP 1,5
- Frontal plexiglass window
- CE version
- Net weight: 55 kg

THREEPHASE (V400/3/50 Hz or V230/3/50 Hz) ⚠

- Enterprise version
- Unger S3 version
- Unger S5 version

SINGLEPHASE (V230/1/50 Hz)

- Enterprise version
- Unger S3 version
- Unger S5 version

- Enterprise cutting system (nr. 1 stainless steel plate, nr. 1 stainless steel knife)
- Unger S3 cutting system (nr. 2 stainless steel plates, nr. 1 stainless steel knife)
- Unger S5 cutting system (nr. 3 stainless steel plates, nr. 2 stainless steel knives)



C/E W22H

- Stainless steel body machine
- Stainless steel internal 22 head
- Start-Stop-Reverse
- Power: 1,1 kW/HP 1,5
- Semi-automatic hamburger attachment*
- Frontal plexiglass window
- CE version
- Net weight: 56 kg

- Enterprise cutting system (nr. 1 stainless steel plate, nr. 1 stainless steel knife)
- Unger S3 cutting system (nr. 2 stainless steel plates, nr. 1 stainless steel knife)

* Available 14 and 17 mm thickness (to be confirmed at the moment of purchase order). Adjustable format/weight

THREEPHASE (V400/3/50 Hz or V230/3/50 Hz) ⚠

- Enterprise version
- Unger S3 version

SINGLEPHASE (V230/1/50 Hz)

- Enterprise version
- Unger S3 version



C/E 22SR

- Stainless steel body machine
- Stainless steel internal 22 head
- Removable feed pan
- Start-Stop-Reverse
- Power: 1,1 kW/HP 1,5
- CE version
- Net weight: 47 kg

- Enterprise cutting system (nr. 1 stainless steel plate, nr. 1 stainless steel knife)
- Unger S3 cutting system (nr. 2 stainless steel plates, nr. 1 stainless steel knife)
- Unger S5 cutting system (nr. 3 stainless steel plates, nr. 2 stainless steel knives)

THREEPHASE (V400/3/50 Hz or V230/3/50 Hz) ⚠

- Enterprise version
- Unger S3 version
- Unger S5 version

SINGLEPHASE (V230/1/50 Hz)

- Enterprise version
- Unger S3 version
- Unger S5 version



C/E 22SRH

- Stainless steel body machine
- Stainless steel internal 22 head
- Removable feed pan
- Start-Stop-Reverse
- Power: 1,1 kW/HP 1,5
- Semi-automatic hamburger attachment*
- CE version
- Net weight: 50 kg

- Enterprise cutting system (nr. 1 stainless steel plate, nr. 1 stainless steel knife)
- Unger S3 cutting system (nr. 2 stainless steel plates, nr. 1 stainless steel knife)

* Available 14 and 17 mm thickness (to be confirmed at the moment of purchase order). Adjustable format/weight

THREEPHASE (V400/3/50 Hz or V230/3/50 Hz) ⚠

- Enterprise version
- Unger S3 version

SINGLEPHASE (V230/1/50 Hz)

- Enterprise version
- Unger S3 version



HAMBURGER ATTACHMENT

SEMI AUTOMATIC SYSTEM FOR C/E 22SRH, C/E R22H and C/E W22H

- Available 14 and 17 mm thickness (to be confirmed at the moment of purchase order)
- Adjustable format/weight



A/E 32R

- Stainless steel body machine
- Stainless steel internal 32 head
- Start-Stop-Reverse
- Power: 2,2 kW/HP 3,0
- CE version
- Net weight: 53 kg

THREEPHASE (V400/3/50 Hz or V230/3/50 Hz) ⚠

- Enterprise version
- Unger S5 version

- Enterprise cutting system (nr. 1 stainless steel plate, nr. 1 stainless steel knife)
- Unger S5 cutting system (nr. 3 stainless steel plates, nr. 2 stainless steel knives)



C/E R32

- Stainless steel body machine
- Stainless steel internal 32 head
- Start-Stop-Reverse
- Power: 2,2 kW/HP 3,0
- CE version
- Net weight: 60 kg

THREEPHASE (V400/3/50 Hz or V230/3/50 Hz) ⚠

- Enterprise version
- Unger S5 version

SINGLEPHASE (V230/1/50 Hz)

- Enterprise version
- Unger S5 version

- Enterprise cutting system (nr. 1 stainless steel plate, nr. 1 stainless steel knife)
- Unger S5 cutting system (nr. 3 stainless steel plates, nr. 2 stainless steel knives)



C/E R32H

- Stainless steel body machine
- Stainless steel internal 32 head
- Start-Stop-Reverse
- Power: 2,2 kW/HP 3,0
- Semi-automatic hamburger attachment*
- CE version
- Net weight: 61 kg

THREEPHASE (V400/3/50 Hz or V230/3/50 Hz) ⚠

- Enterprise version
- Unger S5 version

- Enterprise cutting system (nr. 1 stainless steel plate, nr. 1 stainless steel knife)
- Unger S5 cutting system (nr. 3 stainless steel plates, nr. 2 stainless steel knives)

* Available 14 and 17 mm thickness (to be confirmed at the moment of purchase order). Adjustable format/weight



C/E 32SR

- Stainless steel body machine
- Stainless steel internal 32 head
- Removable feed pan with safety switch
- Start-Stop-Reverse
- Power: 2,2 kW/HP 3
- CE version
- Net weight: 61 kg

THREEPHASE (V400/3/50 Hz or V230/3/50 Hz) ⚠

- Enterprise version
- Unger S5 version

- Enterprise cutting system (nr. 1 stainless steel plate, nr. 1 stainless steel knife)
- Unger S5 cutting system (nr. 3 stainless steel plates, nr. 2 stainless steel knives)

€ cad.



C/E 32SRH

- Stainless steel body machine
- Stainless steel internal 32 head
- Removable feed pan with safety switch
- Start-Stop-Reverse
- Power: 2,2 kW/HP 3
- Semi-automatic hamburger attachment*
- CE version
- Net weight: 64 kg

THREEPHASE (V400/3/50 Hz or V230/3/50 Hz) ⚠

- Enterprise version
- Unger S5 version

- Enterprise cutting system (nr. 1 stainless steel plate, nr. 1 stainless steel knife)
- Unger S5 cutting system (nr. 3 stainless steel plates, nr. 2 stainless steel knives)

* Available 14 and 17 mm thickness (to be confirmed at the moment of purchase order). Adjustable format/weight



HAMBURGER ATTACHMENT

SEMI AUTOMATIC SYSTEM FOR C/E 32SRH and C/E R32H

- Available 14 and 17 mm thickness (to be confirmed at the moment of purchase order)
- Adjustable format/weight

€ cad.



TA 32X MAXI R

- Stainless steel body machine
- Stainless steel internal 32 head
- Removable feed pan
- Start-Stop-Reverse
- Power: 2,9 kW/HP 4,0
- Electrical kit needed for foot control pedal or semi-automatic hamburger attachment (PH-A)
- CE version
- Net weight: 95 kg

THREEPHASE (V400/3/50 Hz or V230/3/50 Hz) ⚠

- **Enterprise version**

ACCESSORIES

- **PED** - Foot control pedal (see page 47)
- **PH-A** - Semi-automatic hamburger attachment (see page 47)
- **HAMB** - Semi-automatic hamburger attachment (see page 47)

- Enterprise cutting system (nr. 1 stainless steel plate, nr. 1 stainless steel knife)
- Unger S5 cutting system (nr. 3 stainless steel plates, nr. 2 stainless steel knives)



C/E 800 R

- Stainless steel body machine
- Stainless steel external 32 head
- Removable feed pan
- Start-Stop-Reverse
- Power: 5,3 kW/HP 7,0
- Electrical kit needed for foot control pedal or semi-automatic hamburger attachment (PH-A)
- CE version
- Net weight: 150 kg

THREEPHASE (V400/3/50 Hz or V230/3/50 Hz) ⚠

- **Enterprise version**
- **Unger S5 version**

ACCESSORIES

- **FP-S** - Additional amount for the feed pan with side loading (No charge)
- **FP-F** - Additional amount for the flat feed pan (No charge)
- **PED** - Foot control pedal (see page 47)
- **PH-A** - Semi-automatic hamburger attachment (see page 47)
- **HAMB** - Semi-automatic hamburger attachment (see page 47)

- Enterprise cutting system (nr. 1 stainless steel plate, nr. 1 stainless steel knife)
- Unger S5 cutting system (nr. 3 stainless steel plates, nr. 2 stainless steel knives)



C/E 901 R

- Stainless steel body machine
- Stainless steel external 32 head
- Removable feed pan 42 l
- Start-Stop-Reverse
- Safe device on head*
- Power: 2,2 kW/HP 3,0
- Mixer power: 0,75 kW/HP 1,0
- CE version
- Net weight: 173 kg

- Enterprise cutting system (nr. 1 stainless steel plate, nr. 1 stainless steel knife)
- Unger S5 cutting system (nr. 3 stainless steel plates, nr. 2 stainless steel knives)

THREEPHASE (V400/3/50 Hz or V230/3/50 Hz) ⚠

- **Enterprise version**
- **Unger S5 version**

ACCESSORIES

- **PED** - Foot control pedal
- **SAUSAGE FILLER** - Set composed of joining part and Nr. 1 set of 3 funnels (Ø 14 mm, 20 mm and 30 mm)
- **TROLLEY** - 95 l
- **PH-A** - Semi-automatic hamburger attachment
- **HAMB** - Semi-automatic hamburger attachment

(see page 47)
(see page 47)



C/E 900 R

- Stainless steel body machine
- Stainless steel external 32 head
- Removable feed pan 117 l
- Start-Stop-Reverse
- Safe device on head*
- Power: 5,2 kW/HP 7,0
- Mixer power: 1,85 kW/HP 2,5
- CE version
- Net weight: 310 kg

- Enterprise cutting system (nr. 1 stainless steel plate, nr. 1 stainless steel knife)
- Unger S5 cutting system (nr. 3 stainless steel plates, nr. 2 stainless steel knives)

THREEPHASE (V400/3/50 Hz or V230/3/50 Hz) ⚠

- **Enterprise version**
- **Unger S5 version**

ACCESSORIES

- **PED** - Foot control pedal
- **SPEED SETTING DEVICE**
- **TROLLEY** - 95 l



MEAT PROCESSING - BONE SAWS

27

The range of bone saws represented in this section is among the most comprehensive on the market, catering to every food processing requirement. Models ideal for butchers, catering, large wholesale or the meat processing industry, and for the fishing industry.

Minerva Omega Group bone saws are highly professional, robust machines constructed in stainless steel and certified compliant with EC hygiene and safety standards.



TABLE TOP BONE SAWS



PAG. 28

FLOOR BONE SAWS



PAG. 30





- A/E 155**
- Stainless steel frame, casing, safety door and worktop
 - Aluminum pulleys
 - Left side column
 - Band length: 155 cm
 - Cut height: 21 cm
 - Cut width: 18 cm
 - Power: 0,75 kW/HP 1 (with brake)
 - CE model
 - Net weight: 33 kg

THREEPHASE (V400/3/50 Hz or V230/3/50 Hz) ⚠

SINGLEPHASE (V230/1/50 Hz)

ACCESSORIES

- **STAND** - Stainless steel stand



- A/155**
- Stainless steel frame, casing, safety door and worktop
 - Aluminum pulleys
 - Left side column
 - Band length: 155 cm
 - Cut height: 21 cm
 - Cut width: 18 cm
 - Power: 0,75 kW/HP 1
 - Export version
 - Net weight: 33 kg

THREEPHASE (V400/3/50 Hz or V230/3/50 Hz) ⚠

SINGLEPHASE (V230/1/50 Hz)

ACCESSORIES

- **STAND** - Stainless steel stand



- C/E 165**
- Stainless steel frame, casing, safety door and worktop
 - Aluminum pulleys
 - Left side column
 - Band length: 165 cm
 - Cut height: 24 cm
 - Cut width: 19 cm
 - Power: 1,1 kW/HP 1,5 (with brake)
 - CE model
 - Net weight: 47 kg

THREEPHASE (V400/3/50 Hz or V230/3/50 Hz) ⚠

SINGLEPHASE (V230/1/50 Hz)

ACCESSORIES

- **STAND** - Stainless steel stand
- **TIGHTEN** - Blade tightening device with friction brake



- C/165**
- Stainless steel frame, casing, safety door and worktop
 - Aluminum pulleys
 - Left side column
 - Band length: 165 cm
 - Cut height: 24 cm
 - Cut width: 19 cm
 - Power: 1,1 kW/HP 1,5
 - Export version
 - Net weight: 45 kg

THREEPHASE (V400/3/50 Hz or V230/3/50 Hz) ⚠

SINGLEPHASE (V230/1/50 Hz)

ACCESSORIES

- **STAND** - Stainless steel stand



A/E 182

- Stainless steel frame, casing, safety door and worktop
- Aluminum pulleys
- Left side column
- Band length: 182 cm
- Cut height: 30 cm
- Cut width: 19 cm
- Power: 0,75 kW/HP 1 (with brake)
- CE model
- Net weight: 36 kg

THREEPHASE (V400/3/50 Hz or V230/3/50 Hz) ⚠

SINGLEPHASE (V230/1/50 Hz)

ACCESSORIES

- **STAND** - Stainless steel stand



A/182

- Stainless steel frame, casing, safety door and worktop
- Aluminum pulleys
- Left side column
- Band length: 182 cm
- Cut height: 30 cm
- Cut width: 19 cm
- Power: 10,75 kW/HP 1
- Export version
- Net weight: 36 kg

THREEPHASE (V400/3/50 Hz or V230/3/50 Hz) ⚠

SINGLEPHASE (V230/1/50 Hz)

ACCESSORIES

- **STAND** - Stainless steel stand



C/E 182

- Stainless steel frame, casing, safety door and worktop
- Aluminum pulleys
- Left side column
- Band length: 182 cm
- Cut height: 30 cm
- Cut width: 19 cm
- Power: 1,1 kW/HP 1,5 (with brake)
- CE model
- Net weight: 53 kg

THREEPHASE (V400/3/50 Hz or V230/3/50 Hz) ⚠

SINGLEPHASE (V230/1/50 Hz)

ACCESSORIES

- **STAND** - Stainless steel stand
- **TIGHTEN** - Blade tightening device with friction brake



C/E 205

- Stainless steel frame, casing, safety door and worktop
- Stainless steel pulleys
- Blade tightening device with friction brake
- Left side column
- Band length: 205 cm
- Cut height: 33 cm
- Cut width: 23 cm
- Power: 1,1 kW/HP 1,5 (with brake)
- CE model
- Net weight: 86 kg

THREEPHASE (V400/3/50 Hz or V230/3/50 Hz) ⚠

SINGLEPHASE (V230/1/50 Hz)

ACCESSORIES

- **TROLLEY** - Sliding trolley assembled on fixing table



C/E 243 F

- Stainless steel frame, casing, safety door and worktop
- Stainless steel pulleys
- Blade tightening device with friction brake
- Left side column
- Band length: 243 cm
- Cut height: 35 cm
- Cut width: 29 cm
- Power: 1,1 kW/HP 1,5 (with brake)
- CE model
- Net weight: 138 kg

THREEPHASE (V400/3/50 Hz or V230/3/50 Hz) ⚠

ACCESSORIES

- **TROLLEY** - Sliding trolley assembled on fixing table
- **ELECTROMECH** - Electromechanical board



C/E 243 P

- Stainless steel frame, casing, safety door and sliding worktop
- Stainless steel pulleys
- Blade tightening device with friction brake
- Left side column
- Band length: 243 cm
- Cut height: 35 cm
- Cut width: 29 cm
- Power: 1,1 kW/HP 1,5 (with brake)
- CE model
- Net weight: 140 kg

THREEPHASE (V400/3/50 Hz or V230/3/50 Hz) ⚠

ACCESSORIES

- **ELECTROMECH** - Electromechanical board



C/E 285 F

- Stainless steel frame, casing, safety door and worktop
- Stainless steel pulleys
- Blade tightening device with friction brake
- Right side column
- Band length: 285 cm
- Cut height: 40 cm
- Cut width: 33 cm
- Power: 1,5 kW/HP 2,0 (with brake)
- CE model
- Net weight: 165 kg

THREEPHASE (V400/3/50 Hz or V230/3/50 Hz) ⚠

ACCESSORIES

- **ELECTROMECH** - Electromechanical board



C/E 285 P

- Stainless steel frame, casing, safety door and sliding worktop
- Stainless steel pulleys
- Blade tightening device with friction brake
- Right side column
- Band length: 285 cm
- Cut height: 40 cm
- Cut width: 33 cm
- Power: 1,5 kW/HP 2,0 (with brake)
- CE model
- Net weight: 170 kg

THREEPHASE (V400/3/50 Hz or V230/3/50 Hz) ⚠

ACCESSORIES

- **ELECTROMECC** - Electromechanical board



C/E 320 F

- Stainless steel frame, casing, safety door and worktop
- Stainless steel pulleys
- Blade tightening device with friction brake
- Right side column
- Band length: 320 cm
- Cut height: 41 cm
- Cut width: 41 cm
- Power: 2,2 kW/HP 3,0 (with brake)
- CE model
- Net weight: 256 kg

THREEPHASE (V400/3/50 Hz or V230/3/50 Hz) ⚠

ACCESSORIES

- **ELECTROMECC** - Electromechanical board



C/E 320 P

- Stainless steel frame, casing, safety door and sliding worktop
- Stainless steel pulleys
- Blade tightening device with friction brake
- Right side column
- Band length: 320 cm
- Cut height: 41 cm
- Cut width: 41 cm
- Power: 2,2 kW/HP 3,0 (with brake)
- CE model
- Net weight: 270 kg

THREEPHASE (V400/3/50 Hz or V230/3/50 Hz) ⚠

ACCESSORIES

- **ELECTROMECC** - Electromechanical board
- **COVERAGE** - Covering plate (for completing the plan)



MEAT PROCESSING - MEAT MIXERS

Professional mixers for different types of meat and spices, available in various sizes for every type of requirement. Reliable, easy to dismantle, clean and re-assemble, they are ideal for meat processing centres, pork processing centres, supermarkets and hypermarkets.

Both the single- and the double-paddle versions are built for intensive use, providing well-blended mixtures that easily discharge from the tipping chambers. Minerva Omega Group meat mixers are professional machines constructed in stainless steel and certified compliant with EC hygiene and safety standards.





- C/E MM30**
- Counter top machine
 - Stainless steel body machine
 - One-blade mixing system
 - Max. loading capacity: 30 l
 - Tipping pan
 - Start-Stop-Reverse
 - Power: 0,75 kW/HP 1,0
 - CE version
 - Net weight: 55 kg

THREEPHASE (V400/3/50 Hz or V230/3/50 Hz) ⚠

SINGLEPHASE (V230/1/50 Hz)



- C/E MM50**
- Stainless steel body machine
 - One-blade mixing system
 - Max. loading capacity: 50 l
 - Tipping pan
 - Start-Stop-Reverse
 - Power: 1,5 kW/HP 2,0
 - CE version
 - Net weight: 85 kg

THREEPHASE (V400/3/50 Hz or V230/3/50 Hz) ⚠

SINGLEPHASE (V230/1/50 Hz)



- C/E MB50**
- Stainless steel body machine
 - Two-blades mixing system
 - Max. loading capacity: 50 l
 - Tipping pan
 - Start-Stop-Reverse
 - Power: 1,85 kW/HP 2,5
 - CE version
 - Net weight: 127 kg

THREEPHASE (V400/3/50 Hz or V230/3/50 Hz) ⚠

SINGLEPHASE (V230/1/50 Hz)




- C/E MB90**
- Stainless steel body machine
 - Two-blades mixing system
 - Max. loading capacity: 90 l
 - Tipping pan
 - Start-Stop-Reverse
 - Power: 1,85 kW/HP 2,5
 - CE version
 - Net weight: 137 kg

THREEPHASE (V400/3/50 Hz or V230/3/50 Hz) ⚠



C/E MB120

- Stainless steel body machine
- Two-blades mixing system
- Max. loading capacity: 120 l
- Tipping pan
- Start-Stop-Reverse
- Power: 1,85 kW/HP 2,5
- CE version
- Net weight: 147 kg

THREEPHASE (V400/3/50 Hz or V230/3/50 Hz) 



C/E MB180

- Stainless steel body machine
- Two-blades mixing system
- Max. loading capacity: 180 l
- Tipping pan (with braking spring)
- Start-Stop-Reverse
- Power: 1,85 kW/HP 2,5
- CE version
- Net weight: 166 kg

THREEPHASE (V400/3/50 Hz or V230/3/50 Hz) 



MEAT PROCESSING - SAUSAGE FILLERS

37

Vertical hydraulic sausage filling machines in stainless steel

These professional sausage filling machines are constructed to withstand high work cycles whilst remaining perfectly ergonomic for the operator. Made entirely of stainless steel, the outfeed speed is adjustable with start and stop commands available as either a foot or knee pedal.

The workmanship, finish, ease of use and precision operation make these sausage filling systems ideal for large community kitchens, food industries, pork processing centres, supermarkets and hypermarkets, meat processing centres and large butcher's shops.

Manual sausage fillers

Available in 3 different sizes: 6/9/13 litres. Two working speeds: slow forward and fast backwards. The body and cylinder of the machine are made in stainless steel. All equipment are supplied with Nr 4 Funnels Ø 15/20/30/40 and two fixing hooks. Easy to clean thanks to removable pistons and cylinder



HYDRAULIC SAUSAGE
FILLERS



PAG. 38

MANUAL SAUSAGE
FILLERS



PAG. 39



C/E VINS22

- Vertical hydraulic machine
- Loading capacity: 22 litres
- Stainless steel casing, cover, piston and removable cylinder
- Nr. 1 set of 3 inox funnels: Ø 14 mm, 20 mm and 30 mm
- Adjustable speed
- Automatic start-stop operation with knee control
- Reverse running
- Power: 0,52 kW/HP 0,70
- CE model
- Net weight: 119 kg

THREEPHASE (V400/3/50 Hz or V230/3/50 Hz) ⚠

SINGLEPHASE (V230/1/50 Hz)

ACCESSORIES

- **FOOT CONTROL PEDAL** (instead of knee control. To be ordered with the machine)
- **FUN40** - Funnel Ø 40 mm



C/E VINS32

- Vertical hydraulic machine
- Loading capacity: 32 litres
- Stainless steel casing, cover, piston and removable cylinder
- Nr. 1 set of 3 inox funnels: Ø 14 mm, 20 mm and 30 mm
- Adjustable speed
- Automatic start-stop operation with knee control
- Reverse running
- Power: 0,52 kW/HP 0,70
- CE model
- Net weight: 125 kg

THREEPHASE (V400/3/50 Hz or V230/3/50 Hz) ⚠

SINGLEPHASE (V230/1/50 Hz)

ACCESSORIES

- **FOOT CONTROL PEDAL** (instead of knee control. To be ordered with the machine)
- **FUN40** - Funnel Ø 40 mm



C/E VINS45

- Vertical hydraulic machine
- Loading capacity: 45 litres
- Stainless steel casing, cover, piston and removable cylinder
- Nr. 1 set of 3 inox funnels: Ø 14 mm, 20 mm and 30 mm
- Adjustable speed
- Automatic start-stop operation with knee control
- Reverse running
- Power: 0,52 kW/HP 0,70
- CE model
- Net weight: 137 kg

THREEPHASE (V400/3/50 Hz or V230/3/50 Hz) ⚠

ACCESSORIES

- **FOOT CONTROL PEDAL** (instead of knee control. To be ordered with the machine)
- **FUN40** - Funnel Ø 40 mm



A/E INS6

- Manual machine
- Loading capacity: 6 litres
- Stainless steel frame and cylinder
- Steel rack and hardened steel pinion
- Aluminum reduction block
- Nylon piston
- Nr. 1 set of 4 funnels: Ø 10 mm, 20 mm, 30 mm and 40 mm
- Forward (slow) and reverse (fast) senses
- With clamps for locking
- Net weight: 11 kg



A/E INS9

- Manual machine
- Loading capacity: 9 litres
- Stainless steel frame and cylinder
- Steel rack and hardened steel pinion
- Aluminum reduction block
- Nylon piston
- Nr. 1 set of 4 funnels: Ø 10 mm, 20 mm, 30 mm and 40 mm
- Forward (slow) and reverse (fast) senses
- With clamps for locking
- Net weight: 15 kg



A/E INS13

- Manual machine
- Loading capacity: 13 litres
- Stainless steel frame and cylinder
- Steel rack and hardened steel pinion
- Aluminum reduction block
- Nylon piston
- Nr. 1 set of 4 funnels: Ø 10 mm, 20 mm, 30 mm and 40 mm
- Forward (slow) and reverse (fast) senses
- With clamps for locking
- Net weight: 21 kg



MEAT PROCESSING - HAMBURGER/FORMING MACHINES

41

These automatic forming machines are ideal for mass production of hamburgers, patties, round sticks or special shapes, with adjustable weights, with red or white meats, also mixed with other ingredients. High productivity: up to 2100 cycles/hour.


All hamburger forming machine models in this line are equipped with a fully extractable stainless steel chamber and the components that come into contact with meat or other mixtures are certified food safe, in compliance with HACCP procedure.

Some models feature an outfeed belt that can be connected to other automatic packaging systems. Maximum hygiene, ease of use and cleaning for operators.

Machines comply with EC hygiene and safety standards.




HAMBURGER FORMING MACHINE



PAG. 42

REFRIGERATED HAMBURGER FORMING MACHINE



PAG. 42

MEAT BALL FORMING MACHINE



PAG. 43



C/E 652
HAMBURGER FORMING MACHINE
Included nr. 1 Delrin® cylinder hamburger shape Ø 90 mm or Ø 100 mm or Ø 110 mm or Ø 120 mm (please confirm and see "PALA" in the accessories list)


- Made of stainless steel, Delrin® and aluminum
- Removable 18 litres feed pan
- Manual wire scraper device
- Equipped with plexiglass lid and frontal door
- NVR device
- Power: 0,3 kW/HP 0,4
- Productivity: 1000 pcs/h
- Adjustable hamburger thickness/weight
- CE model
- Net weight: 45 kg

THREEPHASE (V400/3/50 Hz or V230/3/50 Hz) ⚠

SINGLEPHASE (V230/1/50 Hz)

ACCESSORIES (*)

- **CYL-S** - Delrin® cylinder hamburger shape Ø 90 mm or Ø 100 mm or Ø 110 mm or Ø 120 mm (please see "PALA" here below)
- **CYL-P** - Delrin® cylinder "cylindrical meat ball" 2 x Ø 36 mm
- **CYL-C** - Delrin® cylinder customized shape (under our approval **)
- **PALA** - Aluminum enlarget shaft (in order to use cylinders from Ø 110 mm)
- **PED** - Foot control unit



C/E 653
HAMBURGER FORMING MACHINE
Included nr. 1 Delrin® cylinder hamburger shape Ø 90 mm or Ø 100 mm or Ø 110 mm or Ø 120 mm (please confirm and see "PALA" in the accessories list)
Net weight: 53 kg

C/E 653R
REFRIGERATED HAMBURGER FORMING MACHINE
Included nr. 1 Delrin® cylinder hamburger shape Ø 90 mm or Ø 100 mm or Ø 110 mm or Ø 120 mm (please confirm and see "PALA" in the accessories list)
Net weight: 63 kg

- Made of stainless steel, Delrin® and aluminum
- Removable 22 litres feed pan
- Manual wire scraper device
- Equipped with plexiglass lid and frontal door
- Standard 40 cm conveyor
- NVR device
- Power: 0,75 kW/HP 1,0
- Productivity: 2100 pcs/h
- Adjustable hamburger thickness/weight
- CE model

THREEPHASE (V400/3/50 Hz or V230/3/50 Hz) ⚠

SINGLEPHASE (V230/1/50 Hz)

THREEPHASE (V400/3/50 Hz or V230/3/50 Hz) ⚠

SINGLEPHASE (V230/1/50 Hz)

ACCESSORIES FOR C/E 653 & C/E 653R (*)

- **CYL-S** - Delrin® cylinder hamburger shape Ø 90 mm or Ø 100 mm or Ø 110 mm or Ø 120 mm (please see "PALA" here below)
- **CYL-P** - Delrin® cylinder "cylindrical meat ball" 2 x Ø 36 mm
- **CYL-C** - Delrin® cylinder customized shape (under our approval **)
- **PALA** - Aluminum enlarget shaft (in order to use cylinders from Ø 110 mm)
- **PED** - Foot control unit
- **INCAR** - Paper interleaver device
- **CARTA** - Paper - Box 1 kg (1000 sheets approx.) (minimum order 10 kg)
- **TRAM** - Special 40 lit feed pan (instead of standard 22 lit)
- **NAS** - Special 80 cm length conveyor (instead of standard 40 cm)
- **PFA** - Special automatic scraper device (pneumatic system needed compressed air min 4 bar; instead of standard manual system)
- **VVE** - Speed variator (800 to 4000 cycle/h (add the special conveyor and automatic scraper)
- **COP/X** - Special stainless steel lid (instead of standard plastic)
- **VET/X** - Special stainless steel frontal door (instead of standard plastic)
- **WTR** - Water atomizer device
- **TC/T** - Stainless steel table with shelve and self-braking wheels (660 x 600 x h=740 mm)
- **TC/T-M** - Stainless steel table with shelve and self-braking wheels - (860 x 600 x h=740 mm; strictly required for machines with special 80 cm conveyor or speed variator)
- **TC/T-MX** - Stainless steel table with shelve and self-braking wheels - (860 x 600 x h=910 mm; strictly required for machines joined with the meat ball forming machine)

Ready for NEMOSY For more information see page 03

(*) to be ordered with the machine

(**) some examples on page 44

(***) final diameter; possibly needed to change the format in the cylinder assembled on hamburger machine

To be confirmed ⚠



C/E H
HAMBURGER FORMING MACHINE
 Included nr. 1 Delrin® cylinder hamburger shape
 Ø 90 mm or Ø 100 mm or Ø 110 mm or Ø 120 mm
 (please confirm and see "PALA" in the accessories list)
 Net weight: 75 kg

C/E HR
REFRIGERATED HAMBURGER FORMING MACHINE
 Included nr. 1 Delrin® cylinder hamburger shape
 Ø 90 mm or Ø 100 mm or Ø 110 mm or Ø 120 mm
 (please confirm and see "PALA" in the accessories list)
 Net weight: 85 kg

- Made of stainless steel and Delrin®
- Removable 30 litres feed pan with integrated bottom
- Manual wire scraper device
- Equipped with plexiglass lid and frontal door
- Standard 40 cm conveyor
- NVR device
- Power: 0,75 kW/HP 1,0
- Productivity: 2100 pcs/h
- Adjustable hamburger thickness/weight
- CE model

THREEPHASE (V400/3/50 Hz or V230/3/50 Hz) ⚠

SINGLEPHASE (V230/1/50 Hz)

THREEPHASE (V400/3/50 Hz or V230/3/50 Hz) ⚠

SINGLEPHASE (V230/1/50 Hz)

ACCESSORIES FOR C/E H & C/E HR (*)

- **CYL-S** - Delrin® cylinder hamburger shape Ø 90 mm or Ø 100 mm or Ø 110 mm or Ø 120 mm (please see "PALA" here below)
- **CYL-P** - Delrin® cylinder "cylindrical meat ball" 2 x Ø 36 mm
- **CYL-C** - Delrin® cylinder customized shape (under our approval **)
- **PALA** - Stainless steel enlarger shaft (in order to use cylinders from Ø 110 mm)
- **PED** - Foot control unit
- **INCAR** - Paper interleaver device
- **CARTA** - Paper - Box 1 kg (1000 sheets approx.) (minimum order 10 kg)
- **TRAM** - Special 50 lit feed pan (instead of standard 30 lit)
- **NAS** - Special 80 cm length conveyor (instead of standard 40 cm)
- **PFA** - Special automatic scraper device (pneumatic system needed compressed air min 4 bar; instead of standard manual system)
- **VVE** - Speed variator (800 to 4000 cycle/h (add the special conveyor and automatic scraper)
- **COP/X** - Special stainless steel lid (instead of standard plastic)
- **VET/X** - Special stainless steel frontal door (instead of standard plastic)
- **WTR** - Water atomizer device
- **TC/T** - Stainless steel table with shelve and self-braking wheels (660 x 600 x h=740 mm)
- **TC/T-M** - Stainless steel table with shelve and self-braking wheels - (860 x 600 x h=740 mm; strictly required for machines with special 80 cm conveyor or speed variator)
- **TC/T-MX** - Stainless steel table with shelve and self-braking wheels - (860 x 600 x h=910 mm; strictly required for machines joined with the meatball forming machine)



C/E MBF - MEAT BALL FORMING MACHINE(**)**
FORMING MACHINE
 Included nr. 1 Delrin® forming set for Ø 28 mm or Ø 33 mm or Ø 36 mm or Ø 39 mm (please confirm; ***)

- Made of stainless steel and Delrin®
- Adjustable belt (height)
- NVR device
- CE model
- Net weight: 70 kg

REMARK: the hamburger machine must be complete of special length conveyor

SINGLEPHASE (V230/1/50 Hz)

ACCESSORIES (*)

- **CYL-28** - Delrin® set (cylinder + "half-moon" ***) for spherical shape Ø 28 mm (requested meat portions Ø 28 on the hamburger machine)
- **CYL-33** - Delrin® set (cylinder + "half-moon" ***) for spherical shape Ø 33 mm (requested meat portions Ø 36 on the hamburger machine)
- **CYL-36** - Delrin® set (cylinder + "half-moon" ***) for spherical shape Ø 36 mm (requested meat portions Ø 39 on the hamburger machine)
- **CYL-39** - Delrin® set (cylinder + "half-moon" ***) for spherical shape Ø 39 mm (requested meat portions Ø 45 on the hamburger machine)
- **VVE** - Speed variator (800 to 4000 cycle/h; if present on hamburger machine)
- **WTR** - Water atomizer device

Ready for NEMOSY For more information see page 03

(*) to be ordered with the machine

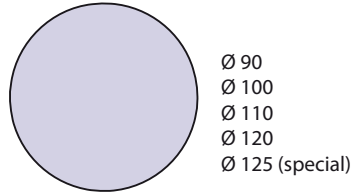
(**) some examples on page 44

(***) final diameter; possibly needed to change the format in the cylinder assembled on hamburger machine


(****) to be joined to C/E 653, C/E 653R, C/E H, C/E HR hamburger machine complete of special 80 cm conveyor

To be confirmed ⚠

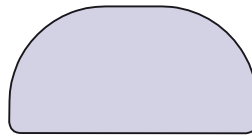
STANDARD FORMS




SPECIAL FORMS



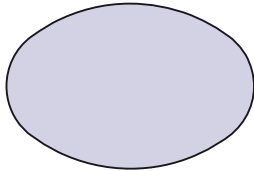
min. Ø 45
max. Ø 89



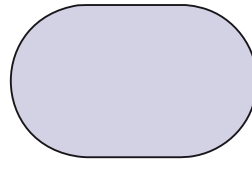
60 x 120
65 x 120



min. 60 x 60
max. 105 x 105



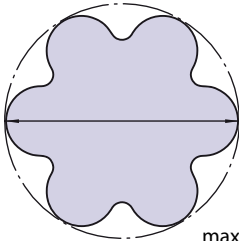
min. 60 x 80
max. 100 x 120



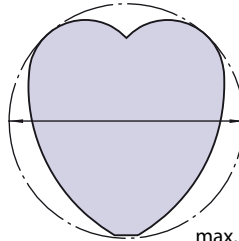
min. 50 x 80
max. 100 x 120



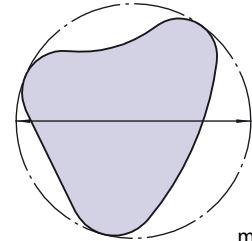
min. 25 x 60
max. 60 x 100



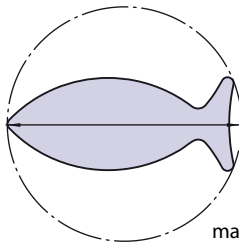
max. Ø 120



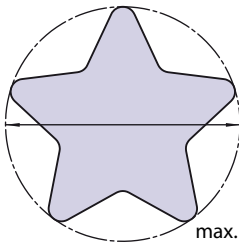
max. Ø 120



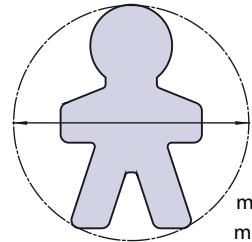
max. Ø 120



max. Ø 120

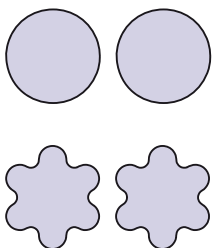


max. Ø 120

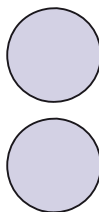


min. Ø 115
max. Ø 120

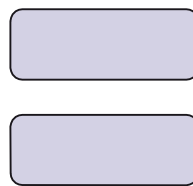
SPECIAL DOUBLE FORMS



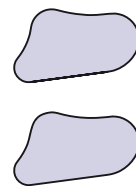
2 - min. Ø 36
2 - max. Ø 45



2 - min. Ø 28
2 - max. Ø 35



2 - min. 30 x min. 50
2 - max. 35 x max. 120



2 - 35 x 60



MEAT PROCESSING - MANUAL MEAT PRESSERS & OTHERS

45

Compact and indestructible, these meat pressers are essential for the preparation of perfectly round hamburgers. They can be used with beef or fish, and in combination with other ingredients. Ideal for butchers, fast food outlets, delicatessens, supermarkets and catering. The models are constructed in compliance with EC hygiene and safety standards.



MANUAL MEAT PRESSERS



PAG. 46

SEMI AUTOMATIC PATTY FORMER



PAG. 47

MEAT TENDERIZER



PAG. 47



- C/94**
- Made of anodized aluminum alloy (body machine) and stainless steel (cup and plate)
 - Hamburger round shape Ø 100 mm
 - Net weight: 5 kg

ACCESSORIES

- **PAPER** - Cellophane paper (round shape Ø 100 mm, 1 kg)



- MP 100**
- Made of anodized aluminum alloy (body machine) and stainless steel (cup and plate)
 - Hamburger round shape Ø 100 mm
 - Net weight: 5 kg

ACCESSORIES

- **PAPER** - Cellophane paper (round shape Ø 100 mm, 1 kg)



- C/95F**
- Made of anodized aluminum alloy (body machine) and stainless steel (cup and plate)
 - Hamburger round shape Ø 130 mm
 - Net weight: 5 kg

ACCESSORIES

- **PAPER** - Cellophane paper (round shape Ø 130 mm, 1 kg)



- C/95G**
- Made of anodized aluminum alloy (body machine) and stainless steel (cup and plate)
 - Hamburger round shape Ø 150 mm
 - Net weight: 6 kg

ACCESSORIES

- **PAPER** - Cellophane paper (round shape Ø 150 mm, 1 kg)



C/95H

- Made of anodized aluminum alloy (body machine) and stainless steel (cup and plate)
- Hamburger round shape Ø 180 mm
- Net weight: 7 kg

ACCESSORIES

- **PAPER** - Cellophane paper (round shape Ø 180 mm, 1 kg)



PH-A

SEMI AUTOMATIC PATTY FORMER

- Suitable for meat mincers TF 32/S (*) - C/E 32S (*) - CE 680N (*) - TA 32X MAXI - CE 660F and the mixer-grinders CE 901 - CE 901T - CE 902.

PH-A/100-8	Ø 100 mm and fix thickness 8 mm
PH-A/100-12	Ø 100 mm and fix thickness 12 mm
PH-A/120-8	Ø 120 mm and fix thickness 8 mm
PH-A/120-12	Ø 120 mm and fix thickness 12 mm
PH-A/130-11	Ø 130 mm and fix thickness 11 mm
PH-A/130-14	Ø 130 mm and fix thickness 14 mm
PH-A/150-11	Ø 150 mm and fix thickness 11 mm
PH-A/150-14	Ø 150 mm and fix thickness 14 mm

(*) it has to be ordered the additional electrical kit



HAMBURGER ATTACHMENT

SEMI AUTOMATIC SYSTEM FOR C/E 680N (*), C/E R22H, C/E 22SRH, C/E W22H, C/E 32SRH AND C/E R32H

- Available 14 and 17 mm thickness (to be confirmed at the moment of purchase order)
- Adjustable format/weight

- **Thickness 14 mm**
- **Thickness 17 mm**

(*) it has to be ordered the additional electrical kit



FILLING FUNNELS

- Set of 3 inox funnels Ø 14 mm, Ø 20 mm and Ø 30 mm
- Suitable for table top meat mincers (32 head)



- A/E TM**
MANUAL MEAT TENDERIZER
- Counter-top stainless steel and aluminum machine
 - 528 blades
 - Net weight: 22 kg





MEAT PROCESSING - PORTIONER

These portioning machines are designed to be connected in a line to our automatic feed mincers and are a complete and highly hygienic system for preparing and handling precise meat portions in "free flow" and "patty form" mode.

Fully compliant with EC meat hygiene and operator safety standards, they are ideal for maximum productivity at supermarkets, packaging centres and meat processing centres.





MPM 500

PORTIONING MACHINE

- Stainless steel frame and casing
- Equipped with protected knife, conveyor belt, speed setting device and 4 steering wheels;
- Cutter Power: 0,26 kW/HP 0,35
- Conveyor belt Power: 0,18 kW/HP 0,24
- CE model
- Suitable for mixers-grinders with 32 head
- Complete of nr. 2 drain/outlet devices (approx. 95 x 65 mm and 95 x 85 mm section)
- Complete of joining kit for Minerva mixer-grinders (C/E 900 - C/E 900R; 32 head)
- Suitable for other brands of mixer-grinders with the relevant interface kit under our approval (32 head; the kit must be ordered separately)
- Net weight: 131 kg

REMARK: a speed variator must be assembled on the joined mixer-grinder

THREEPHASE (V400/3/50 Hz or V230/3/50 Hz) ⚠

ACCESSORIES

- **INTERFACE KIT** - Additional joining kit for connecting the portioning machine with other brands of mixer-grinders. Under our approval only.



MEAT PORTIONING LINE
(C/E 900 + MPM 500)

MEAT PORTIONING LINE
(C/E 900R + MPM 500)

Composed of: (ready for running)

- Mixer-grinder C/E 900 or C/E 900R (see page 19)
- complete of speed setting device
- Joining parts/interface kit
- Portioning machine MPM 500

THREEPHASE (V400/3/50 Hz or V230/3/50 Hz) ⚠

- **Enterprise version**

THREEPHASE (V400/3/50 Hz or V230/3/50 Hz) ⚠

- **Enterprise version**



FOOD PROCESSING - SLICERS

51

The line of professional slicers we offer is among the most comprehensive and reliable on the market because it is historically linked to a brand and a district renowned for its expertise with these machines.

With the acquisition of Omega, La Minerva has managed to keep production of these slicers local with the very same level of product and service quality recognised around the world.

The range includes the latest generation gravity, vertical and automatic slicers, ideal for cutting cured or fresh meats in retail shops and supermarkets, or manual slicers (with flywheel) where no power is available.



GRAVITY SLICERS



PAG. 52

AUTOMATIC GRAVITY SLICERS



PAG. 61

VERTICAL SLICERS



PAG. 63

SLICERS WITH SCALE



PAG. 69



220 GSE/D

- 220 Gravity Slicer
- Anodized aluminum alloy. Built-in sharpener
- Blade Ø 220 mm
- Power: 0,19 kW/HP 0,25
- Carriage stroke: 245 mm
- Cutting Height: Ø 160 mm
- Cutting Height: \varnothing 190 x 160 mm
- Cutting thickness adjustable from 0 to 15 mm
- Poly V belt drive
- Start/stop buttons at 24VDC. NVR system
- CE model
- Net weight: 13 kg

SINGLEPHASE (V230/1/50 Hz)

ACCESSORIES

- **TEFLON 220L** - Teflon covered blade (instead of standard blade)
- **MICRO/E** - Safety microswitch on blade-guard



220 GSE/I

- 220 Gravity Slicer
- Anodized aluminum alloy. Built-in sharpener
- Blade Ø 220 mm
- Power: 0,19 kW/HP 0,25
- Carriage stroke: 245 mm
- Cutting Height: Ø 160 mm
- Cutting Height: \varnothing 190 x 160 mm
- Cutting thickness adjustable from 0 to 15 mm
- Poly V belt drive
- Start/stop buttons at 24VDC. NVR system
- CE model
- Removable hopper (locked gauge)
- Net weight: 13 kg

SINGLEPHASE (V230/1/50 Hz)

ACCESSORIES

- **TEFLON 220L** - Teflon covered blade (instead of standard blade)
- **MICRO/E** - Safety microswitch on blade-guard



220 GSE/E

- 220 Gravity Slicer
- Anodized aluminum alloy. Built-in sharpener
- Blade Ø 220 mm
- Power: 0,19 kW/HP 0,25
- Carriage stroke: 245 mm
- Cutting Height: Ø 160 mm
- Cutting Height: \varnothing 190 x 160 mm
- Cutting thickness adjustable from 0 to 15 mm
- Poly V belt drive
- Export version
- Net weight: 13 kg

SINGLEPHASE (V230/1/50 Hz)



250 GSE/D

- 250 Gravity Slicer
- Anodized aluminum alloy. Built-in sharpener
- Blade Ø 250 mm
- Power: 0,22 kW/HP 0,30
- Carriage stroke: 270 mm
- Cutting Height: Ø 190 mm
- Cutting Height: \varnothing 220 x 190 mm
- Cutting thickness adjustable from 0 to 15 mm
- Poly V belt drive
- Start/stop buttons at 24VDC. NVR system
- CE model
- Net weight: 16 kg

SINGLEPHASE (V230/1/50 Hz)

ACCESSORIES

- **TEFLON 250L** - Teflon covered blade (instead of standard blade)
- **BEK/E** - Blade extraction kit
- **MICRO/E** - Safety microswitch on blade-guard



250 GSE/I

- 250 Gravity Slicer
- Anodized aluminum alloy. Built-in sharpener
- Blade Ø 250 mm
- Power: 0,22 kW/HP 0,30
- Carriage stroke: 270 mm
- Cutting Height: Ø 190 mm
- Cutting Height: \varnothing 220 x 190 mm
- Cutting thickness adjustable from 0 to 15 mm
- Poly V belt drive
- Start/stop buttons at 24VDC. NVR system
- CE model
- Removable hopper (locked gauge)
- Net weight: 16 kg

SINGLEPHASE (V230/1/50 Hz)

ACCESSORIES

- **TEFLON 250L** - Teflon covered blade (instead of standard blade)
- **BEK/E** - Blade extraction kit
- **MICRO/E** - Safety microswitch on blade-guard



250 GSE/R

- 250 Gravity Slicer
- Anodized aluminum alloy. Built-in sharpener
- Blade Ø 250 mm
- Power: 0,22 kW/HP 0,30
- Carriage stroke: 270 mm
- Cutting Height: Ø 190 mm
- Cutting Height: \varnothing 220 x 190 mm
- Cutting thickness adjustable from 0 to 15 mm
- Poly V belt drive
- Export version
- Net weight: 16 kg

SINGLEPHASE (V230/1/50 Hz)



275 GSE/D

- 275 Gravity Slicer
- Anodized aluminum alloy. Built-in sharpener
- Blade Ø 275 mm
- Power: 0,22 kW/HP 0,30
- Carriage stroke: 270 mm
- Cutting Height: Ø 210 mm
- Cutting Height: ∇ 220 x 210 mm
- Cutting thickness adjustable from 0 to 15 mm
- Poly V belt drive
- Start/stop buttons at 24VDC. NVR system
- CE model
- Net weight: 17 kg

SINGLEPHASE (V230/1/50 Hz)

ACCESSORIES

- **TEFLON 275L** - Teflon covered blade (instead of standard blade)
- **BEK/E** - Blade extraction kit
- **MICRO/E** - Safety microswitch on blade-guard



275 GSE/I

- 275 Gravity Slicer
- Anodized aluminum alloy. Built-in sharpener
- Blade Ø 275 mm
- Power: 0,22 kW/HP 0,30
- Carriage stroke: 270 mm
- Cutting Height: Ø 210 mm
- Cutting Height: ∇ 220 x 210 mm
- Cutting thickness adjustable from 0 to 15 mm
- Poly V belt drive
- Start/stop buttons at 24VDC. NVR system
- CE model
- Removable hopper (locked gauge)
- Net weight: 17 kg

SINGLEPHASE (V230/1/50 Hz)

ACCESSORIES

- **TEFLON 275L** - Teflon covered blade (instead of standard blade)
- **BEK/E** - Blade extraction kit
- **MICRO/E** - Safety microswitch on blade-guard



275 GSE/E

- 275 Gravity Slicer
- Anodized aluminum alloy. Built-in sharpener
- Blade Ø 275 mm
- Power: 0,22 kW/HP 0,30
- Carriage stroke: 270 mm
- Cutting Height: Ø 210 mm
- Cutting Height: ∇ 220 x 210 mm
- Cutting thickness adjustable from 0 to 15 mm
- Poly V belt drive
- Export version
- Net weight: 17 kg

SINGLEPHASE (V230/1/50 Hz)



- 300 GLT/D**
- 300 Gravity Slicer
 - Anodized aluminum alloy. Built-in sharpener
 - Blade Ø 300 mm
 - Power: 0,18 kW/HP 0,25
 - Carriage stroke: 290 mm
 - Cutting Height: Ø 200 mm
 - Cutting Height: \varnothing 170 x 230 mm
 - Cutting thickness adjustable from 0 to 15 mm
 - Poly V belt drive
 - Start/stop buttons at 24VDC. NVR system
 - CE model
 - Net weight: 21 kg

SINGLEPHASE (V230/1/50 Hz)

ACCESSORIES

- **TEFLON 300L** - Teflon covered blade (instead of standard blade)
- **TEFLON 300VLC** - Teflon covered blade, gauge plate and blade-guard (instead of standard parts)
- **BEK** - Blade extraction kit
- **MICRO** - Safety microswitch on blade-guard



- 300 GLT/I**
- 300 Gravity Slicer
 - Anodized aluminum alloy. Built-in sharpener
 - Blade Ø 300 mm
 - Power: 0,18 kW/HP 0,25
 - Carriage stroke: 290 mm
 - Cutting Height: Ø 200 mm
 - Cutting Height: \varnothing 170 x 230 mm
 - Cutting thickness adjustable from 0 to 15 mm
 - Poly V belt drive
 - Start/stop buttons at 24VDC. NVR system
 - CE model
 - Removable hopper (locked gauge)
 - Net weight: 21 kg

SINGLEPHASE (V230/1/50 Hz)

ACCESSORIES

- **TEFLON 300L** - Teflon covered blade (instead of standard blade)
- **TEFLON 300VLC** - Teflon covered blade, gauge plate and blade-guard (instead of standard parts)
- **BEK** - Blade extraction kit
- **MICRO** - Safety microswitch on blade-guard



- 300 GLT/E**
- 300 Gravity Slicer
 - Anodized aluminum alloy. Built-in sharpener
 - Blade Ø 300 mm
 - Power: 0,18 kW/HP 0,25
 - Carriage stroke: 290 mm
 - Cutting Height: Ø 200 mm
 - Cutting Height: \varnothing 170 x 230 mm
 - Cutting thickness adjustable from 0 to 15 mm
 - Poly V belt drive
 - NVR system
 - Export version
 - Net weight: 21 kg

SINGLEPHASE (V230/1/50 Hz)



- GC 300/I**
- 300 Gravity Slicer
 - Anodized aluminum alloy. Built-in sharpener
 - Blade Ø 300 mm
 - Power: 0,37 kW/HP 0,50
 - Carriage stroke: 325 mm
 - Cutting Height: Ø 220 mm
 - Cutting Height: \varnothing 190 x 270 mm
 - Cutting thickness adjustable from 0 to 15 mm
 - Poly V belt drive
 - Start/stop buttons at 24VDC. NVR system
 - CE model
 - Removable hopper (locked gauge)
 - Net weight: 30 kg

SINGLEPHASE (V230/1/50 Hz)

ACCESSORIES

- **TEFLON 300L** - Teflon covered blade (instead of standard blade)
- **TEFLON 300VLC** - Teflon covered blade, gauge plate and blade-guard (instead of standard parts)
- **BEK** - Blade extraction kit
- **MICRO** - Safety microswitch on blade-guard



GC 300/E

- 300 Gravity Slicer
- Anodized aluminum alloy. Built-in sharpener
- Blade Ø 300 mm
- Power: 0,37 kW/HP 0,50
- Carriage stroke: 325 mm
- Cutting Height: Ø 220 mm
- Cutting Height: ∇ 190 x 270 mm
- Cutting thickness adjustable from 0 to 15 mm
- Poly V belt drive
- Export version
- Net weight: 30 kg

SINGLEPHASE (V230/1/50 Hz)



300 GXE/I

- 300 Gravity Slicer
- Anodized aluminum alloy. Built-in sharpener
- Blade Ø 300 mm
- Power: 0,30 kW/HP 0,40
- Carriage stroke: 320 mm
- Cutting Height: Ø 190 mm
- Cutting Height: ∇ 170 x 290 mm
- Cutting thickness adjustable from 0 to 15 mm
- Gear drive in oil bath
- Start/stop buttons at 24VDC. NVR system
- CE model
- Removable hopper (locked gauge)
- Net weight: 30 kg

SINGLEPHASE (V230/1/50 Hz)

ACCESSORIES

- **TEFLON 300L** - Teflon covered blade (instead of standard blade)
- **TEFLON 300VLC** - Teflon covered blade, gauge plate and blade-guard (instead of standard parts)
- **BEK** - Blade extraction kit
- **MICRO** - Safety microswitch on blade-guard



300 GXE/E

- 300 Gravity Slicer
- Anodized aluminum alloy. Built-in sharpener
- Blade Ø 300 mm
- Power: 0,30 kW/HP 0,40
- Carriage stroke: 320 mm
- Cutting Height: Ø 190 mm
- Cutting Height: ∇ 170 x 290 mm
- Cutting thickness adjustable from 0 to 15 mm
- Gear drive in oil bath
- Export version
- Net weight: 30 kg

SINGLEPHASE (V230/1/50 Hz)



BF 300 EASY/I

- 300 Gravity Slicer
- Anodized aluminum alloy. Built-in sharpener
- Distance adjusting system gauge/blade
- Blade Ø 300 mm
- Power: 0,23 kW/HP 0,30
- Carriage stroke: 325 mm
- Cutting Height: Ø 210 mm
- Cutting Height: ∇ 170 x 210 mm
- Cutting thickness adjustable from 0 to 23 mm
- Poly V belt drive
- Start/stop buttons at 24VDC. NVR system
- CE model
- Removable hopper (locked gauge)
- Net weight: 34 kg

SINGLEPHASE (V230/1/50 Hz)

ACCESSORIES

- **V24** - Idem technical specs. Power supply 24VDC* instead of standard power supply
- **TEFLON 300L** - Teflon covered blade (instead of standard blade)
- **TEFLON 300VLC** - Teflon covered blade, gauge plate and blade-guard (instead of standard parts)
- **BEK** - Blade extraction kit
- **MICRO** - Safety microswitch on blade-guard
- **ALUM** - Aluminum handle (full set)



BF 300 EASY/E

- 300 Gravity Slicer
- Anodized aluminum alloy. Built-in sharpener
- Distance adjusting system gauge/blade
- Blade Ø 300 mm
- Power: 0,23 kW/HP 0,30
- Carriage stroke: 325 mm
- Cutting Height: Ø 210 mm
- Cutting Height: \varnothing 170 x 210 mm
- Cutting thickness adjustable from 0 to 23 mm
- Poly V belt drive
- Export version
- Net weight: 34 kg

SINGLEPHASE (V230/1/50 Hz)



BF 300

- 300 Gravity Slicer
- Anodized aluminum alloy. Built-in sharpener
- Blade Ø 300 mm
- Power: 0,23 kW/HP 0,30
- Carriage stroke: 325 mm
- Cutting Height: Ø 210 mm
- Cutting Height: \varnothing 170 x 210 mm
- Cutting thickness adjustable from 0 to 23 mm
- Poly V belt drive
- Start/stop buttons at 24VDC. NVR system
- CE model
- Removable hopper (locked gauge)
- Net weight: 42 kg

SINGLEPHASE (V230/1/50 Hz)

ACCESSORIES

- **V24** - Idem technical specs. Power supply 24VDC* instead of standard power supply
- **TEFLON 300L** - Teflon covered blade (instead of standard blade)
- **TEFLON 300VLC** - Teflon covered blade, gauge plate and blade-guard (instead of standard parts)
- **BEK** - Blade extraction kit
- **MICRO** - Safety microswitch on blade-guard
- **ALUM** - Aluminum handle (full set)



- GC 350/I**
- 350 Gravity Slicer
 - Anodized aluminum alloy. Built-in sharpener
 - Blade Ø 350 mm
 - Power: 0,37 kW/HP 0,50
 - Carriage stroke: 325 mm
 - Cutting Height: Ø 260 mm
 - Cutting Height: ∇ 200 x 270 mm
 - Cutting thickness adjustable from 0 to 15 mm
 - Poly V belt drive
 - Start/stop buttons at 24VDC. NVR system
 - CE model
 - Removable hopper (locked gauge)
 - Net weight: 31 kg

SINGLEPHASE (V230/1/50 Hz)

ACCESSORIES

- **TEFLON 350L** - Teflon covered blade (instead of standard blade)
- **TEFLON 350VLC** - Teflon covered blade, gauge plate and blade-guard (instead of standard parts)
- **BEK** - Blade extraction kit
- **MICRO** - Safety microswitch on blade-guard
- **INOX** - Inox guard



- GC 350/E**
- 350 Gravity Slicer
 - Anodized aluminum alloy. Built-in sharpener
 - Blade Ø 350 mm
 - Power: 0,37 kW/HP 0,50
 - Carriage stroke: 325 mm
 - Cutting Height: Ø 260 mm
 - Cutting Height: ∇ 200 x 270 mm
 - Cutting thickness adjustable from 0 to 15 mm
 - Poly V belt drive
 - Export version
 - Net weight: 31 kg

SINGLEPHASE (V230/1/50 Hz)



- 350 GLE**
- 350 Gravity Slicer
 - Anodized aluminum alloy. Built-in sharpener
 - Blade Ø 350 mm
 - Power: 0,37 kW/HP 0,50
 - Carriage stroke: 340 mm
 - Cutting Height: Ø 240 mm
 - Cutting Height: ∇ 200 x 290 mm
 - Cutting thickness adjustable from 0 to 15 mm
 - Poly V belt drive
 - Start/stop buttons at 24VDC. NVR system
 - CE model
 - Removable hopper (locked gauge)
 - Net weight: 35 kg

SINGLEPHASE (V230/1/50 Hz)

ACCESSORIES

- **TEFLON 350L** - Teflon covered blade (instead of standard blade)
- **TEFLON 350VLC** - Teflon covered blade, gauge plate and blade-guard (instead of standard parts)
- **BEK** - Blade extraction kit
- **MICRO** - Safety microswitch on blade-guard
- **INOX** - Inox guard



- 350 GXL**
- 350 Gravity Slicer
 - Anodized aluminum alloy. Built-in sharpener
 - Blade Ø 350 mm
 - Power: 0,37 kW/HP 0,50
 - Carriage stroke: 340 mm
 - Cutting Height: Ø 250 mm
 - Cutting Height: ∇ 200 x 280 mm
 - Cutting thickness adjustable from 0 to 15 mm
 - Gear drive in oil bath
 - Start/stop buttons at 24VDC. NVR system
 - CE model
 - Tilting hopper (locked gauge)
 - Net weight: 41 kg

SINGLEPHASE (V230/1/50 Hz)

ACCESSORIES

- **TEFLON 350L** - Teflon covered blade (instead of standard blade)
- **TEFLON 350VLC** - Teflon covered blade, gauge plate and blade-guard (instead of standard parts)
- **BEK** - Blade extraction kit
- **MICRO** - Safety microswitch on blade-guard



- BF 350 EASY/I**
- 350 Gravity Slicer
 - Anodized aluminum alloy. Built-in sharpener
 - Distance adjusting system gauge/blade
 - Blade Ø 350 mm
 - Power: 0,37 kW/HP 0,50
 - Carriage stroke: 325 mm
 - Cutting Height: Ø 230 mm
 - Cutting Height: \varnothing 180 x 250 mm
 - Cutting thickness adjustable from 0 to 23 mm
 - Poly V belt drive
 - Start/stop buttons at 24VDC. NVR system
 - CE model
 - Removable hopper (locked gauge)
 - Net weight: 36 kg

SINGLEPHASE (V230/1/50 Hz)

ACCESSORIES

- **V24** - Idem technical specs. Power supply 24VDC* instead of standard power supply
- **TEFLON 350L** - Teflon covered blade (instead of standard blade)
- **TEFLON 350VLC** - Teflon covered blade, gauge plate and blade-guard (instead of standard parts)
- **BEK** - Blade extraction kit
- **MICRO** - Safety microswitch on blade-guard
- **ALUM** - Aluminum handle (full set)



- BF 350 EASY/E**
- 350 Gravity Slicer
 - Anodized aluminum alloy. Built-in sharpener
 - Distance adjusting system gauge/blade
 - Blade Ø 350 mm
 - Power: 0,37 kW/HP 0,50
 - Carriage stroke: 325 mm
 - Cutting Height: Ø 230 mm
 - Cutting Height: \varnothing 180 x 250 mm
 - Cutting thickness adjustable from 0 to 23 mm
 - Poly V belt drive
 - Export version
 - Net weight: 36 kg

SINGLEPHASE (V230/1/50 Hz)



- BF 350**
- 350 Gravity Slicer
 - Anodized aluminum alloy. Built-in sharpener
 - Blade Ø 350 mm
 - Power: 0,37 kW/HP 0,50
 - Carriage stroke: 325 mm
 - Cutting Height: Ø 230 mm
 - Cutting Height: \varnothing 180 x 250 mm
 - Cutting thickness adjustable from 0 to 23 mm
 - Poly V belt drive
 - Start/stop buttons at 24VDC. NVR system
 - CE model
 - Removable hopper (locked gauge)
 - Net weight: 44 kg

SINGLEPHASE (V230/1/50 Hz)

ACCESSORIES

- **V24** - Idem technical specs. Power supply 24VDC* instead of standard power supply
- **TEFLON 350L** - Teflon covered blade (instead of standard blade)
- **TEFLON 350VLC** - Teflon covered blade, gauge plate and blade-guard (instead of standard parts)
- **BEK** - Blade extraction kit
- **MICRO** - Safety microswitch on blade-guard
- **ALUM** - Aluminum handle (full set)



- G5**
- 350 Gravity Slicer
 - Anodized aluminum alloy. Built-in sharpener
 - Blade Ø 350 mm
 - Power: 0,37 kW/HP 0,50
 - Carriage stroke: 365 mm
 - Cutting Height: Ø 250 mm
 - Cutting Height: \varnothing 210 x 320 mm
 - Cutting thickness adjustable from 0 to 24 mm
 - Poly V belt drive
 - Start/stop buttons at 24VDC. NVR system
 - CE model
 - Removable hopper (locked gauge)
 - Net weight: 48 kg

SINGLEPHASE (V230/1/50 Hz)

ACCESSORIES

- **V24** - Idem technical specs. Power supply 24VDC* instead of standard power supply
- **TEFLON 350L** - Teflon covered blade (instead of standard blade)
- **TEFLON 350VLC** - Teflon covered blade, gauge plate and blade-guard (instead of standard parts)
- **BEK** - Blade extraction kit
- **MICRO** - Safety microswitch on blade-guard
- **ALUM** - Aluminum handle (full set)
- **INOX** - Inox guard



For more information see page 03

* Power supply 24VDC. No plug wire. Requested battery 24VDC (min 100A/h) not supplied with the machine.

To be confirmed 



370 GLE

- 370 Gravity Slicer
- Anodized aluminum alloy. Built-in sharpener
- Blade Ø 370 mm
- Power: 0,37 kW/HP 0,50
- Carriage stroke: 340 mm
- Cutting Height: Ø 250 mm
- Cutting Height: \varnothing 210 x 290 mm
- Cutting thickness adjustable from 0 to 15 mm
- Poly V belt drive
- Start/stop buttons at 24VDC. NVR system
- CE model
- Removable hopper (locked gauge)
- Net weight: 38 kg

SINGLEPHASE (V230/1/50 Hz)

ACCESSORIES

- **BEK** - Blade extraction kit
- **MICRO** - Safety microswitch on blade-guard
- **INOX** - Inox guard



G7

- 370 Gravity Slicer
- Anodized aluminum alloy. Built-in sharpener
- Blade Ø 370 mm
- Power: 0,37 kW/HP 0,50
- Carriage stroke: 365 mm
- Cutting Height: Ø 265 mm
- Cutting Height: \varnothing 225 x 320 mm
- Cutting thickness adjustable from 0 to 24 mm
- Poly V belt drive
- Start/stop buttons at 24VDC. NVR system
- CE model
- Removable hopper (locked gauge)
- Net weight: 50 kg

SINGLEPHASE (V230/1/50 Hz)

ACCESSORIES

- **V24** - Idem technical specs. Power supply 24VDC* instead of standard power supply
- **TEFLON 350L** - Teflon covered blade (instead of standard blade)
- **TEFLON 350VLC** - Teflon covered blade, gauge plate and blade-guard (instead of standard parts)
- **BEK** - Blade extraction kit
- **MICRO** - Safety microswitch on blade-guard
- **ALUM** - Aluminum handle (full set)
- **INOX** - Inox guard

Ready for
NEMOSY



BF 300 EASY A

- 300 Automatic Gravity Slicer
- Stainless Steel and anodized Aluminum alloy
- Built-in sharpener
- Distance adjusting system gauge/blade
- Blade Ø 300 mm
- Blade Motor: 0,37 kW/HP 0,50 with Poly V belt drive
- Carriage motor 0,19 kW/HP 0,25 with chain drive
- Carriage stroke: 325 mm
- Cutting Height: Ø 210 mm
- Cutting Height: \varnothing 170 x 210 mm
- Cutting thickness adjustable from 0 to 23 mm
- Fix speed, removable hopper (locked gauge)
- Start/stop buttons at 24VDC. NVR system
- Safety microswitch on bladeguard
- CE model
- Net weight: 62 kg

SINGLEPHASE (V230/1/50 Hz)

ACCESSORIES

- **TEFLON 300L** - Teflon covered blade (instead of standard blade)
- **TEFLON 300VLC** - Teflon covered blade, gauge plate and blade-guard (instead of standard parts)
- **BEK** - Blade extraction kit



BF 300 A

- 300 Automatic Gravity Slicer
- Stainless Steel and anodized Aluminum alloy
- Built-in sharpener
- Distance adjusting system gauge/blade
- Blade Ø 300 mm
- Blade Motor: 0,37 kW/HP 0,50 with Poly V belt drive
- Carriage motor 0,19 kW/HP 0,25 with chain drive
- Carriage stroke: 325 mm
- Cutting Height: Ø 210 mm
- Cutting Height: \varnothing 170 x 210 mm
- Cutting thickness adjustable from 0 to 23 mm
- Fix speed, tilting hopper (locked gauge)
- Start/stop buttons at 24VDC. NVR system
- Safety microswitch on bladeguard
- CE model
- Net weight: 70 kg

SINGLEPHASE (V230/1/50 Hz)

ACCESSORIES

- **TEFLON 300L** - Teflon covered blade (instead of standard blade)
- **TEFLON 300VLC** - Teflon covered blade, gauge plate and blade-guard (instead of standard parts)
- **BEK** - Blade extraction kit
- **SPEED** - Adjustable speed (inverter)



BF 350 EASY A

- 350 Automatic Gravity Slicer
- Stainless Steel and anodized Aluminum alloy
- Built-in sharpener
- Blade Ø 350 mm
- Blade Motor: 0,37 kW/HP 0,50 with Poly V belt drive
- Carriage motor 0,19 kW/HP 0,25 with chain drive
- Carriage stroke: 325 mm
- Cutting Height: Ø 230 mm
- Cutting Height: Ø 180 x 250 mm
- Cutting thickness adjustable from 0 to 23 mm
- Fix speed, removable hopper (locked gauge)
- Start/stop buttons at 24VDC. NVR system
- Safety microswitch on bladeguard
- CE model
- Net weight: 64 kg

SINGLEPHASE (V230/1/50 Hz)

ACCESSORIES

- **TEFLON 350L** - Teflon covered blade (instead of standard blade)
- **TEFLON 350VLC** - Teflon covered blade, gauge plate and blade-guard (instead of standard parts)
- **BEK** - Blade extraction kit



BF 350 A

- 350 Automatic Gravity Slicer
- Stainless Steel and anodized Aluminum alloy
- Built-in sharpener
- Blade Ø 350 mm
- Blade Motor: 0,37 kW/HP 0,50 with Poly V belt drive
- Carriage motor 0,19 kW/HP 0,25 with chain drive
- Carriage stroke: 325 mm
- Cutting Height: Ø 230 mm
- Cutting Height: Ø 180 x 250 mm
- Cutting thickness adjustable from 0 to 23 mm
- Fix speed, removable hopper (locked gauge)
- Start/stop buttons at 24VDC. NVR system
- Safety microswitch on bladeguard
- CE model
- Net weight: 72 kg

SINGLEPHASE (V230/1/50 Hz)

ACCESSORIES

- **TEFLON 350L** - Teflon covered blade (instead of standard blade)
- **TEFLON 350VLC** - Teflon covered blade, gauge plate and blade-guard (instead of standard parts)
- **BEK** - Blade extraction kit
- **SPEED** - Adjustable speed (inverter)



350 GXLA

- 350 Automatic Gravity Slicer
- Stainless Steel and anodized Aluminum alloy
- Built-in sharpener
- Blade Ø 350 mm
- Blade Motor: 0,37 kW/HP 0,50 with Poly V belt drive
- Carriage motor 0,19 kW/HP 0,25 (carriage crank drive)
- Carriage stroke: 340 mm
- Cutting Height: Ø 250 mm
- Cutting Height: Ø 200 x 280 mm
- Cutting thickness adjustable from 0 to 15 mm
- Fix speed, removable hopper (locked gauge)
- Gear drive in oil bath
- Start/stop buttons at 24VDC. NVR system
- Safety microswitch on bladeguard
- CE model
- Net weight: 66 kg

SINGLEPHASE (V230/1/50 Hz)

ACCESSORIES

- **TEFLON 350L** - Teflon covered blade (instead of standard blade)
- **TEFLON 350VLC** - Teflon covered blade, gauge plate and blade-guard (instead of standard parts)
- **BEK** - Blade extraction kit




300 TS/D

- 300 Vertical Slicer with Ham Hopper
- Anodized aluminum alloy. Built-in sharpener
- Blade Ø 300 mm
- Power: 0,26 kW/HP 0,35
- Carriage stroke: 260 mm
- Cutting Height: Ø 210 mm
- Cutting Height: ∇ 210 x 220 mm
- Cutting thickness adjustable from 0 to 15 mm
- Poly V belt drive
- Start/stop buttons at 24VDC. NVR system
- CE model
- Net weight: 23 kg

SINGLEPHASE (V230/1/50 Hz)

ACCESSORIES

- **TEFLON 300L** - Teflon covered blade (instead of standard blade)
- **TEFLON 300VLC** - Teflon covered blade, gauge plate and blade-guard (instead of standard parts)
- **BEK** - Blade extraction kit
- **MICRO** - Safety microswitch on blade-guard



300 TS/I

- 300 Vertical Slicer with Ham Hopper
- Anodized aluminum alloy. Built-in sharpener
- Blade Ø 300 mm
- Power: 0,26 kW/HP 0,35
- Carriage stroke: 260 mm
- Cutting Height: Ø 210 mm
- Cutting Height: ∇ 210 x 220 mm
- Cutting thickness adjustable from 0 to 15 mm
- Poly V belt drive
- Start/stop buttons at 24VDC. NVR system
- CE model
- Removable hopper (locked gauge)
- Net weight: 23 kg

SINGLEPHASE (V230/1/50 Hz)

ACCESSORIES


- **TEFLON 300L** - Teflon covered blade (instead of standard blade)
- **TEFLON 300VLC** - Teflon covered blade, gauge plate and blade-guard (instead of standard parts)
- **BEK** - Blade extraction kit
- **MICRO** - Safety microswitch on blade-guard



300 TS/E

- 300 Vertical Slicer with Ham Hopper
- Anodized aluminum alloy. Built-in sharpener
- Blade Ø 300 mm
- Power: 0,26 kW/HP 0,35
- Carriage stroke: 260 mm
- Cutting Height: Ø 210 mm
- Cutting Height: ∇ 210 x 220 mm
- Cutting thickness adjustable from 0 to 15 mm
- Poly V belt drive
- Export version
- Net weight: 23 kg

SINGLEPHASE (V230/1/50 Hz)




300 TC/D

- 300 Vertical Slicer with Meat Hopper
- Anodized aluminum alloy. Built-in sharpener
- Blade Ø 300 mm
- Power: 0,26 kW/HP 0,35
- Carriage stroke: 260 mm
- Cutting Height: Ø 210 mm
- Cutting Height: ∇ 210 x 220 mm
- Cutting thickness adjustable from 0 to 15 mm
- Poly V belt drive
- Start/stop buttons at 24VDC. NVR system
- CE model
- Net weight: 23 kg

SINGLEPHASE (V230/1/50 Hz)

ACCESSORIES

- **TEFLON 300L** - Teflon covered blade (instead of standard blade)
- **TEFLON 300VLC** - Teflon covered blade, gauge plate and blade-guard (instead of standard parts)
- **BEK** - Blade extraction kit
- **MICRO** - Safety microswitch on blade-guard



300 TC/I

- 300 Vertical Slicer with Meat Hopper
- Anodized aluminum alloy. Built-in sharpener
- Blade Ø 300 mm
- Power: 0,26 kW/HP 0,35
- Carriage stroke: 260 mm
- Cutting Height: Ø 210 mm
- Cutting Height: \varnothing 210 x 220 mm
- Cutting thickness adjustable from 0 to 15 mm
- Poly V belt drive
- Start/stop buttons at 24VDC. NVR system
- CE model
- Removable hopper (locked gauge)
- Net weight: 23 kg

SINGLEPHASE (V230/1/50 Hz)

ACCESSORIES

- **TEFLON 300L** - Teflon covered blade (instead of standard blade)
- **TEFLON 300VLC** - Teflon covered blade, gauge plate and blade-guard (instead of standard parts)
- **BEK** - Blade extraction kit
- **MICRO** - Safety microswitch on blade-guard



300 TC/E

- 300 Vertical Slicer with Meat Hopper
- Anodized aluminum alloy. Built-in sharpener
- Blade Ø 300 mm
- Power: 0,26 kW/HP 0,35
- Carriage stroke: 260 mm
- Cutting Height: Ø 210 mm
- Cutting Height: \varnothing 210 x 220 mm
- Cutting thickness adjustable from 0 to 15 mm
- Poly V belt drive
- Export version
- Net weight: 23 kg

SINGLEPHASE (V230/1/50 Hz)



- 350 ASE**
- 350 Vertical Slicer with Ham Hopper
 - Anodized aluminum alloy. Built-in sharpener
 - Blade Ø 350 mm
 - Power: 0,37 kW/HP 0,50
 - Carriage stroke: 340 mm
 - Cutting Height: Ø 260 mm
 - Cutting Height: ∇ 260 x 300 mm
 - Cutting thickness adjustable from 0 to 15 mm
 - Poly V belt drive
 - Start/stop buttons at 24VDC. NVR system
 - CE model
 - Removable hopper (locked gauge)
 - Net weight: 41 kg

SINGLEPHASE (V230/1/50 Hz)

ACCESSORIES

- **V24** - Idem technical specs. Power supply 24VDC* instead of standard power supply
- **TEFLON 350L** - Teflon covered blade (instead of standard blade)
- **TEFLON 350VLC** - Teflon covered blade, gauge plate and blade-guard (instead of standard parts)
- **BEK** - Blade extraction kit
- **MICRO** - Safety microswitch on blade-guard



- 350 ACE**
- 350 Vertical Slicer with Meat Hopper
 - Anodized aluminum alloy. Built-in sharpener
 - Blade Ø 350 mm
 - Power: 0,37 kW/HP 0,50
 - Carriage stroke: 340 mm
 - Cutting Height: Ø 260 mm
 - Cutting Height: ∇ 260 x 300 mm
 - Cutting thickness adjustable from 0 to 15 mm
 - Poly V belt drive
 - Start/stop buttons at 24VDC. NVR system
 - CE model
 - Removable hopper (locked gauge)
 - Net weight: 42 kg

SINGLEPHASE (V230/1/50 Hz)

ACCESSORIES

- **TEFLON 350L** - Teflon covered blade (instead of standard blade)
- **TEFLON 350VLC** - Teflon covered blade, gauge plate and blade-guard (instead of standard parts)
- **BEK** - Blade extraction kit
- **MICRO** - Safety microswitch on blade-guard
- **INOX** - Inox guard



- S5L**
- 350 Vertical Slicer with Ham Hopper
 - Anodized aluminum alloy. Built-in sharpener
 - Blade Ø 350 mm
 - Power: 0,37 kW/HP 0,50
 - Carriage stroke: 380 mm
 - Cutting Height: Ø 270 mm
 - Cutting Height: ∇ 265 x 335 mm
 - Cutting thickness adjustable from 0 to 15 mm
 - Poly V belt drive
 - Start/stop buttons at 24VDC. NVR system
 - CE model
 - Removable hopper (locked gauge)
 - Net weight: 44 kg

SINGLEPHASE (V230/1/50 Hz)

ACCESSORIES

- **V24** - Idem technical specs. Power supply 24VDC* instead of standard power supply
- **TEFLON 350L** - Teflon covered blade (instead of standard blade)
- **TEFLON 350VLC** - Teflon covered blade, gauge plate and blade-guard (instead of standard parts)
- **BEK** - Blade extraction kit
- **MICRO** - Safety microswitch on blade-guard
- **ALUM** - Aluminum handle (full set)



- S5**
- 350 Vertical Slicer with Ham Hopper
 - Anodized aluminum alloy. Built-in sharpener
 - Blade Ø 350 mm
 - Power: 0,37 kW/HP 0,50
 - Carriage stroke: 380 mm
 - Cutting Height: Ø 270 mm
 - Cutting Height: ∇ 265 x 335 mm
 - Cutting thickness adjustable from 0 to 15 mm
 - Poly V belt drive
 - Start/stop buttons at 24VDC. NVR system
 - CE model
 - Removable hopper (locked gauge)
 - Net weight: 45 kg

SINGLEPHASE (V230/1/50 Hz)

ACCESSORIES

- **V24** - Idem technical specs. Power supply 24VDC* instead of standard power supply
- **TEFLON 350L** - Teflon covered blade (instead of standard blade)
- **TEFLON 350VLC** - Teflon covered blade, gauge plate and blade-guard (instead of standard parts)
- **BEK** - Blade extraction kit
- **MICRO** - Safety microswitch on blade-guard
- **ALUM** - Aluminum handle (full set)

Ready for NEMOSY For more information see page 03

* Power supply 24VDC. No plug wire. Requested battery 24VDC (min 100A/h) not supplied with the machine.

To be confirmed 




C5

- 350 Vertical Slicer with Meat Hopper
- Anodized aluminum alloy. Built-in sharpener
- Blade Ø 350 mm
- Power: 0,37 kW/HP 0,50
- Carriage stroke: 380 mm
- Cutting Height: Ø 270 mm
- Cutting Height: \varnothing 265 x 325 mm
- Cutting thickness adjustable from 0 to 15 mm
- Poly V belt drive
- Start/stop buttons at 24VDC. NVR system
- CE model
- Removable hopper (locked gauge)
- Net weight: 45 kg

SINGLEPHASE (V230/1/50 Hz)

ACCESSORIES

- **V24** - Idem technical specs. Power supply 24VDC* instead of standard power supply
- **TEFLON 350L** - Teflon covered blade (instead of standard blade)
- **TEFLON 350VLC** - Teflon covered blade, gauge plate and blade-guard (instead of standard parts)
- **BEK** - Blade extraction kit
- **MICRO** - Safety microswitch on blade-guard
- **ALUM** - Aluminum handle (full set)
- **INOX** - Inox guard



VS 350

- 350 Vertical Slicer with Ham Hopper
- Anodized aluminum alloy. Built-in sharpener
- Aluminum handle (full set)
- Blade Ø 350 mm
- Power: 0,37 kW/HP 0,50
- Carriage stroke: 400 mm
- Cutting Height: Ø 270 mm
- Cutting Height: \varnothing 260 x 300 mm
- Cutting thickness adjustable from 0 to 22 mm
- Gear drive
- Start/stop buttons at 24VDC. NVR system
- CE model
- Removable hopper (locked gauge)
- Net weight: 53 kg

SINGLEPHASE (V230/1/50 Hz)

ACCESSORIES

- **BEK** - Blade extraction kit
- **MICRO** - Safety microswitch on blade-guard



VM 350

- 350 Vertical Slicer with Meat Hopper
- Anodized aluminum alloy. Built-in sharpener
- Aluminum handle (full set)
- Blade Ø 350 mm
- Power: 0,37 kW/HP 0,50
- Carriage stroke: 400 mm
- Cutting Height: Ø 270 mm
- Cutting Height: \varnothing 260 x 300 mm
- Cutting thickness adjustable from 0 to 22 mm
- Gear drive
- Start/stop buttons at 24VDC. NVR system
- CE model
- Removable hopper (locked gauge)
- Net weight: 55 kg

SINGLEPHASE (V230/1/50 Hz)

ACCESSORIES

- **BEK** - Blade extraction kit
- **MICRO** - Safety microswitch on blade-guard
- **INOX** - Inox guard



- 370 ASE**
- 370 Vertical Slicer with Ham Hopper
 - Anodized aluminum alloy. Built-in sharpener
 - Blade Ø 370 mm
 - Power: 0,37 kW/HP 0,50
 - Carriage stroke: 340 mm
 - Cutting Height: Ø 280 mm
 - Cutting Height: ∇ 280 x 300 mm
 - Cutting thickness adjustable from 0 to 15 mm
 - Poly V belt drive
 - Start/stop buttons at 24VDC. NVR system
 - CE model
 - Removable hopper (locked gauge)
 - Net weight: 42 kg

SINGLEPHASE (V230/1/50 Hz)

ACCESSORIES

- **V24** - Idem technical specs. Power supply 24VDC* instead of standard power supply
- **BEK** - Blade extraction kit
- **MICRO** - Safety microswitch on blade-guard



- 370 ACE**
- 370 Vertical Slicer with Meat Hopper
 - Anodized aluminum alloy. Built-in sharpener
 - Blade Ø 370 mm
 - Power: 0,37 kW/HP 0,50
 - Carriage stroke: 340 mm
 - Cutting Height: Ø 280 mm
 - Cutting Height: ∇ 280 x 300 mm
 - Cutting thickness adjustable from 0 to 15 mm
 - Poly V belt drive
 - Start/stop buttons at 24VDC. NVR system
 - CE model
 - Removable hopper (locked gauge)
 - Net weight: 43 kg

SINGLEPHASE (V230/1/50 Hz)

ACCESSORIES

- **BEK** - Blade extraction kit
- **MICRO** - Safety microswitch on blade-guard
- **INOX** - Inox guard



- S7L**
- 370 Vertical Slicer with Ham Hopper
 - Anodized aluminum alloy. Built-in sharpener
 - Blade Ø 370 mm
 - Power: 0,37 kW/HP 0,50
 - Carriage stroke: 380 mm
 - Cutting Height: Ø 285 mm
 - Cutting Height: ∇ 280 x 335 mm
 - Cutting thickness adjustable from 0 to 15 mm
 - Poly V belt drive
 - Start/stop buttons at 24VDC. NVR system
 - CE model
 - Removable hopper (locked gauge)
 - Net weight: 45 kg

SINGLEPHASE (V230/1/50 Hz)

ACCESSORIES

- **V24** - Idem technical specs. Power supply 24VDC* instead of standard power supply
- **BEK** - Blade extraction kit
- **MICRO** - Safety microswitch on blade-guard
- **ALUM** - Aluminum handle (full set)



- S7**
- 370 Vertical Slicer with Ham Hopper
 - Anodized aluminum alloy. Built-in sharpener
 - Blade Ø 370 mm
 - Power: 0,37 kW/HP 0,50
 - Carriage stroke: 380 mm
 - Cutting Height: Ø 285 mm
 - Cutting Height: ∇ 280 x 335 mm
 - Cutting thickness adjustable from 0 to 15 mm
 - Poly V belt drive
 - Start/stop buttons at 24VDC. NVR system
 - CE model
 - Removable hopper (locked gauge)
 - Net weight: 46 kg

SINGLEPHASE (V230/1/50 Hz)

ACCESSORIES

- **V24** - Idem technical specs. Power supply 24VDC* instead of standard power supply
- **BEK** - Blade extraction kit
- **MICRO** - Safety microswitch on blade-guard
- **ALUM** - Aluminum handle (full set)




- C7**
- 370 Vertical Slicer with Meat Hopper
 - Anodized aluminum alloy. Built-in sharpener
 - Blade Ø 370 mm
 - Power: 0,37 kW/HP 0,50
 - Carriage stroke: 380 mm
 - Cutting Height: Ø 285 mm
 - Cutting Height: ∇ 280 x 325 mm
 - Cutting thickness adjustable from 0 to 15 mm
 - Poly V belt drive
 - Start/stop buttons at 24VDC. NVR system
 - CE model
 - Removable hopper (locked gauge)
 - Net weight: 46 kg

SINGLEPHASE (V230/1/50 Hz)

ACCESSORIES

- **V24** - Idem technical specs. Power supply 24VDC* instead of standard power supply
- **BEK** - Blade extraction kit
- **MICRO** - Safety microswitch on blade-guard
- **ALUM** - Aluminum handle (full set)
- **INOX** - Inox guard




- VS 370**
- 370 Vertical Slicer with Ham Hopper
 - Anodized aluminum alloy. Built-in sharpener
 - Aluminum handle (full set)
 - Blade Ø 370 mm
 - Power: 0,37 kW/HP 0,50
 - Carriage stroke: 400 mm
 - Cutting Height: Ø 280 mm
 - Cutting Height: ∇ 270 x 300 mm
 - Cutting thickness adjustable from 0 to 22 mm
 - Gear drive
 - Start/stop buttons at 24VDC. NVR system
 - CE model
 - Removable hopper (locked gauge)
 - Net weight: 55 kg

SINGLEPHASE (V230/1/50 Hz)

ACCESSORIES

- **BEK** - Blade extraction kit
- **MICRO** - Safety microswitch on blade-guard



- VM 370**
- 370 Vertical Slicer with Meat Hopper
 - Anodized aluminum alloy. Built-in sharpener
 - Aluminum handle (full set)
 - Blade Ø 370 mm
 - Power: 0,37 kW/HP 0,50
 - Carriage stroke: 400 mm
 - Cutting Height: Ø 280 mm
 - Cutting Height: ∇ 270 x 300 mm
 - Cutting thickness adjustable from 0 to 22 mm
 - Gear drive
 - Start/stop buttons at 24VDC. NVR system
 - CE model
 - Removable hopper (locked gauge)
 - Net weight: 57 kg

SINGLEPHASE (V230/1/50 Hz)

ACCESSORIES

- **BEK** - Blade extraction kit
- **MICRO** - Safety microswitch on blade-guard
- **INOX** - Inox guard

SLICERS WITH SCALE



- GB5**
- 350 Gravity Slicer
 - Anodized aluminum alloy. Built-in sharpener
 - Blade Ø 350 mm
 - Power: 0,37 kW/HP 0,50
 - Carriage stroke: 365 mm
 - Cutting Height: Ø 250 mm
 - Cutting Height: \varnothing 210 x 320 mm
 - Cutting thickness adjustable from 0 to 24 mm
 - Poly V belt drive
 - Start/stop buttons at 24VDC. NVR system
 - CE model
 - Removable hopper (locked gauge)
 - Built-in weighing system for operator's user only
 - Scale 10 kg/2 g - Display - Loading cell*
 - Removable receiving tray
 - Net weight: 49 kg

SINGLEPHASE (V230/1/50 Hz)

ACCESSORIES

- **V24** - Idem technical specs. Power supply 24VDC** instead of standard power supply
- **TEFLON 350L** - Teflon covered blade (instead of standard blade)
- **TEFLON 350VLC** - Teflon covered blade, gauge plate and blade-guard (instead of standard parts)
- **BEK** - Blade extraction kit
- **MICRO** - Safety microswitch on blade-guard
- **ALUM** - Aluminum handle (full set)
- **INOX** - Inox guard



- GB7**
- 370 Gravity Slicer
 - Anodized aluminum alloy. Built-in sharpener
 - Blade Ø 370 mm
 - Power: 0,37 kW/HP 0,50
 - Carriage stroke: 365 mm
 - Cutting Height: Ø 265 mm
 - Cutting Height: \varnothing 225 x 320 mm
 - Cutting thickness adjustable from 0 to 24 mm
 - Poly V belt drive
 - Start/stop buttons at 24VDC. NVR system
 - CE model
 - Removable hopper (locked gauge)
 - Built-in weighing system for operator's user only
 - Scale 10 kg/2 g - Display - Loading cell*
 - Removable receiving tray
 - Net weight: 51 kg

SINGLEPHASE (V230/1/50 Hz)

ACCESSORIES

- **V24** - Idem technical specs. Power supply 24VDC** instead of standard power supply
- **TEFLON 350L** - Teflon covered blade (instead of standard blade)
- **TEFLON 350VLC** - Teflon covered blade, gauge plate and blade-guard (instead of standard parts)
- **BEK** - Blade extraction kit
- **MICRO** - Safety microswitch on blade-guard
- **ALUM** - Aluminum handle (full set)
- **INOX** - Inox guard



- SB5**
- 350 Vertical Slicer with Ham Hopper
 - Anodized aluminum alloy. Built-in sharpener
 - Blade Ø 350 mm
 - Power: 0,37 kW/HP 0,50
 - Carriage stroke: 380 mm
 - Cutting Height: Ø 270 mm
 - Cutting Height: \varnothing 265 x 335 mm
 - Cutting thickness adjustable from 0 to 15 mm
 - Poly V belt drive
 - Start/stop buttons at 24VDC. NVR system
 - CE model
 - Removable hopper (locked gauge)
 - Built-in weighing system for operator's user only
 - Scale 10 kg/2 g - Display - Loading cell*
 - Removable receiving tray
 - Net weight: 46 kg

SINGLEPHASE (V230/1/50 Hz)

ACCESSORIES

- **V24** - Idem technical specs. Power supply 24VDC** instead of standard power supply
- **TEFLON 350L** - Teflon covered blade (instead of standard blade)
- **TEFLON 350VLC** - Teflon covered blade, gauge plate and blade-guard (instead of standard parts)
- **BEK** - Blade extraction kit
- **MICRO** - Safety microswitch on blade-guard
- **ALUM** - Aluminum handle (full set)



- CB5**
- 350 Vertical Slicer with Meat Hopper
 - Anodized aluminum alloy. Built-in sharpener
 - Blade Ø 350 mm
 - Power: 0,37 kW/HP 0,50
 - Carriage stroke: 380 mm
 - Cutting Height: Ø 270 mm
 - Cutting Height: \varnothing 265 x 325 mm
 - Cutting thickness adjustable from 0 to 15 mm
 - Poly V belt drive
 - Start/stop buttons at 24VDC. NVR system
 - CE model
 - Removable hopper (locked gauge)
 - Built-in weighing system for operator's user only
 - Scale 10 kg/2 g - Display - Loading cell*
 - Removable receiving tray
 - Net weight: 45 kg

SINGLEPHASE (V230/1/50 Hz)

ACCESSORIES

- **V24** - Idem technical specs. Power supply 24VDC** instead of standard power supply
- **TEFLON 350L** - Teflon covered blade (instead of standard blade)
- **TEFLON 350VLC** - Teflon covered blade, gauge plate and blade-guard (instead of standard parts)
- **BEK** - Blade extraction kit
- **MICRO** - Safety microswitch on blade-guard
- **ALUM** - Aluminum handle (full set)
- **INOX** - Inox guard

For more information see page O3

* The system does not issue a receipt.

** Power supply 24VDC. No plug wire. Requested battery 24VDC (min 100A/h) not supplied with the machine.



- SB7**
- 370 Vertical Slicer with Ham Hopper
 - Anodized aluminum alloy. Built-in sharpener
 - Blade Ø 370 mm
 - Power: 0,37 kW/HP 0,50
 - Carriage stroke: 380 mm
 - Cutting Height: Ø 285 mm
 - Cutting Height: Ø 280 x 335 mm
 - Cutting thickness adjustable from 0 to 15 mm
 - Poly V belt drive
 - Start/stop buttons at 24VDC. NVR system
 - CE model
 - Removable hopper (locked gauge)
 - Built-in weighing system for operator's user only
 - Scale 10 kg/2 g - Display - Loading cell*
 - Removable receiving tray
 - Net weight: 46 kg

SINGLEPHASE (V230/1/50 Hz)

ACCESSORIES

- **V24** - Idem technical specs. Power supply 24VDC** instead of standard power supply
- **BEK** - Blade extraction kit
- **MICRO** - Safety microswitch on blade-guard
- **ALUM** - Aluminum handle (full set)



- CB7**
- 370 Vertical Slicer with Ham Hopper
 - Anodized aluminum alloy. Built-in sharpener
 - Blade Ø 370 mm
 - Power: 0,37 kW/HP 0,50
 - Carriage stroke: 380 mm
 - Cutting Height: Ø 285 mm
 - Cutting Height: Ø 280 x 325 mm
 - Cutting thickness adjustable from 0 to 15 mm
 - Poly V belt drive
 - Start/stop buttons at 24VDC. NVR system
 - CE model
 - Removable hopper (locked gauge)
 - Built-in weighing system for operator's user only
 - Scale 10 kg/2 g - Display - Loading cell*
 - Removable receiving tray
 - Net weight: 47 kg

SINGLEPHASE (V230/1/50 Hz)

ACCESSORIES

- **V24** - Idem technical specs. Power supply 24VDC** instead of standard power supply
- **BEK** - Blade extraction kit
- **MICRO** - Safety microswitch on blade-guard
- **ALUM** - Aluminum handle (full set)
- **INOX** - Inox guard



- BF 300 AB**
- 300 Automatic Gravity Slicer
 - Stainless Steel and anodized Aluminum alloy
 - Built-in sharpener
 - Distance adjusting system gauge/blade
 - Blade Ø 300 mm
 - Blade Motor: 0,37 kW/HP 0,50 with Poly V belt drive
 - Carriage motor 0,19 kW/HP 0,25 with chain drive
 - Carriage stroke: 325 mm
 - Cutting Height: Ø 210 mm - Ø 170 x 210 mm
 - Cutting thickness adjustable from 0 to 23 mm
 - Start/stop buttons at 24VDC. NVR system
 - Safety microswitch on blade-guard
 - CE model
 - Fix speed, removable hopper (locked gauge)
 - Built-in weighing system for operator's user only
 - Scale 10 kg/2 g - Display - Loading cell*
 - Removable receiving tray
 - Net weight: 70 kg

SINGLEPHASE (V230/1/50 Hz)

ACCESSORIES

- **TEFLON 300L** - Teflon covered blade (instead of standard blade)
- **TEFLON 300VLC** - Teflon covered blade, gauge plate and blade-guard (instead of standard parts)
- **BEK** - Blade extraction kit
- **SPEED** - Adjustable speed (inverter)



- BF 350 AB**
- 350 Automatic Gravity Slicer
 - Stainless Steel and anodized Aluminum alloy
 - Built-in sharpener
 - Distance adjusting system gauge/blade
 - Blade Ø 350 mm
 - Blade Motor: 0,37 kW/HP 0,50 with Poly V belt drive
 - Carriage motor 0,19 kW/HP 0,25 with chain drive
 - Carriage stroke: 325 mm
 - Cutting Height: Ø 230 mm - Ø 180 x 250 mm
 - Cutting thickness adjustable from 0 to 23 mm
 - Start/stop buttons at 24VDC. NVR system
 - Safety microswitch on blade-guard
 - CE model
 - Fix speed, removable hopper (locked gauge)
 - Built-in weighing system for operator's user only
 - Scale 10 kg/2 g - Display - Loading cell*
 - Removable receiving tray
 - Net weight: 73kg

SINGLEPHASE (V230/1/50 Hz)

ACCESSORIES

- **TEFLON 350L** - Teflon covered blade (instead of standard blade)
- **TEFLON 350VLC** - Teflon covered blade, gauge plate and blade-guard (instead of standard parts)
- **BEK** - Blade extraction kit
- **SPEED** - Adjustable speed (inverter)

Ready for **NEMOSY** For more information see page 03

* The system does not issue a receipt.

** Power supply 24VDC. No plug wire. Requested battery 24VDC (min 100A/h) not supplied with the machine.



FOOD PROCESSING - PEELERS & CLEANERS

POTATOES, CARROTS, ONIONS, GARLIC

Automatic machines for washing and cleaning potatoes, carrots, onions and garlic with excellent cleaning results, considerable labour-savings and a minimum waste of product. Easy to use. Rapid work cycle. Specially designed for the purpose. Cleaning disc side canvas with abrasive coating (potato and carrots) or smooth surface (garlic), easily removable for cleaning.

Maximum hygiene in full respect of regulations. For catering, restaurants, canteens, community, food processing plants, hyper and supermarkets..

MUSSELS

Automatic machines for washing and cleaning mussels; they remove the algae and incrustations with great results, considerable labour-savings and a minimum waste of product. Disc and stainless steel basket are easy to remove for cleaning. For fish-vendors, catering, restaurants, Community, hyper and supermarkets...

POTATO PEELERS



PAG. 72

ONION PEELERS & GARLIC PEELERS



PAG. 75

MUSSEL CLEANERS



PAG. 76





- C/E PP5**
POTATO PEELERS
- Table top configuration
 - Column stainless steel machine
 - Loading capacity: 5 kg
 - Interlocked lid
 - Power: 0,27 kW/HP 0,35
 - Productivity: 150 kg/h
 - Manual water inlet
 - CE model
 - Net weight: 30 kg

THREEPHASE (V400/3/50 Hz or V230/3/50 Hz) ⚠

SINGLEPHASE (V230/1/50 Hz)

ACCESSORIES

- **FILTER** - Stainless steel tank and basket
- **REMOTE** - Remote control (cable length on request)
- **VALVE** - Electrical water valve for controlling the water inlet (instead of standard manual valve)



- C/E PP5T**
POTATO PEELERS
- Floor configuration complete of trestle
 - Column stainless steel machine
 - Loading capacity: 5 kg
 - Interlocked lid
 - Power: 0,27 kW/HP 0,35
 - Productivity: 150 kg/h
 - Manual water inlet
 - CE model
 - Net weight: 35 kg

THREEPHASE (V400/3/50 Hz or V230/3/50 Hz) ⚠

SINGLEPHASE (V230/1/50 Hz)

ACCESSORIES

- **FILTER** - Stainless steel tank and basket
- **FILTER KIT** - Requested kit for assembling the filter (if the filter is bought separately)
- **REMOTE** - Remote control (cable length on request)
- **VALVE** - Electrical water valve for controlling the water inlet (instead of standard manual valve)



- C/PP5**
POTATO PEELERS
- Table top configuration
 - Column stainless steel machine
 - Loading capacity: 5 kg
 - Power: 0,27 kW/HP 0,35
 - Productivity: 150 kg/h
 - Manual water inlet
 - Export version
 - Net weight: 27 kg

THREEPHASE (V400/3/50 Hz or V230/3/50 Hz) ⚠

SINGLEPHASE (V230/1/50 Hz)

ACCESSORIES

- **FILTER** - Stainless steel tank and basket



- C/E PP10T**
POTATO PEELERS
- Floor configuration complete of trestle
 - Column stainless steel machine
 - Loading capacity: 10 kg
 - Interlocked lid
 - Power: 0,75 kW/HP 1
 - Productivity: 300 kg/h
 - Manual water inlet
 - CE model
 - Net weight: 46 kg

THREEPHASE (V400/3/50 Hz or V230/3/50 Hz) ⚠

SINGLEPHASE (V230/1/50 Hz)

ACCESSORIES

- **FILTER** - Stainless steel tank and basket
- **FILTER KIT** - Requested kit for assembling the filter (if the filter is bought separately)
- **REMOTE** - Remote control (cable length on request)
- **VALVE** - Electrical water valve for controlling the water inlet (instead of standard manual valve)



- C/PP10T**
POTATO PEELERS
- Floor configuration with foot
 - Column stainless steel machine
 - Loading capacity: 10 kg
 - Power: 0,75 kW/HP 1
 - Productivity: 300 kg/h
 - Manual water inlet
 - Export version
 - Net weight: 44 kg

THREEPHASE (V400/3/50 Hz or V230/3/50 Hz) ⚠

SINGLEPHASE (V230/1/50 Hz)

ACCESSORIES

- **FILTER** - Stainless steel tank and basket



- C/E PP20T**
POTATO PEELERS
- Floor configuration complete of trestle
 - Column stainless steel machine
 - Loading capacity: 20 kg
 - Interlocked lid
 - Power: 1,15 kW/HP 1,50
 - Productivity: 480 kg/h
 - Manual water inlet
 - CE model
 - Net weight: 60 kg

THREEPHASE (V400/3/50 Hz or V230/3/50 Hz) ⚠

SINGLEPHASE (V230/1/50 Hz)

ACCESSORIES

- **FILTER** - Stainless steel tank and basket
- **FILTER KIT** - Requested kit for assembling the filter (if the filter is bought separately)
- **REMOTE** - Remote control (cable length on request)
- **VALVE** - Electrical water valve for controlling the water inlet (instead of standard manual valve)



- C/PP20T**
- Floor configuration with foot
 - Column stainless steel machine
 - Loading capacity: 20 kg
 - Power: 1,15 kW/HP 1,50
 - Productivity: 480 kg/h
 - Manual water inlet
 - Export version
 - Net weight: 57 kg

THREEPHASE (V400/3/50 Hz or V230/3/50 Hz) ⚠

SINGLEPHASE (V230/1/50 Hz)

ACCESSORIES

- **FILTER** - Stainless steel tank and basket



- C/E PP30T**
POTATO PEELERS
- Floor configuration complete of trestle
 - Column stainless steel machine
 - Loading capacity: 30 kg
 - Interlocked lid
 - Power: 1,15 kW/HP 1,50
 - Productivity: 680 kg/h
 - Manual water inlet
 - CE model
 - Net weight: 62 kg

THREEPHASE (V400/3/50 Hz or V230/3/50 Hz) ⚠

SINGLEPHASE (V230/1/50 Hz)

ACCESSORIES

- **FILTER** - Stainless steel tank and basket
- **FILTER KIT** - Requested kit for assembling the filter (if the filter is bought separately)
- **REMOTE** - Remote control (cable length on request)
- **VALVE** - Electrical water valve for controlling the water inlet (instead of standard manual valve)



C/PP30T

- Floor configuration with foot
- Column stainless steel machine
- Loading capacity: 30 kg
- Power: 1,15 kW/HP 1,50
- Productivity: 680 kg/h
- Manual water inlet
- Export version
- Net weight: 60 kg

THREEPHASE (V400/3/50 Hz or V230/3/50 Hz) ⚠

SINGLEPHASE (V230/1/50 Hz)

ACCESSORIES

- **FILTER** - Stainless steel tank and basket



C/E PP50

POTATO PEELERS

- Floor configuration
- Column stainless steel machine
- Loading capacity: 50 kg
- Interlocked lid
- Power: 1,86 kW/HP 2,50
- Productivity: 1000 kg/h
- Manual water inlet
- CE model
- Net weight: 94 kg

THREEPHASE (V400/3/50 Hz or V230/3/50 Hz) ⚠

ACCESSORIES

- **FILTER 50** - Stainless steel table structure. Complete of plastic tank and stainless steel basket
- **REMOTE** - Remote control (cable length on request)
- **VALVE** - Electrical water valve for controlling the water inlet (instead of standard manual valve)



C/E OP8

ONION PEELERS

- Floor configuration complete of trestle
- Column stainless steel machine
- Loading capacity: 8 kg
- Power: 0,75 kW/HP 1
- Productivity: 240 kg/h
- Manual water inlet
- CE model
- Net weight: 46 kg

THREEPHASE (V400/3/50 Hz or V230/3/50 Hz) ⚠

SINGLEPHASE (V230/1/50 Hz)

ACCESSORIES

- **FILTER** - Stainless steel tank and basket
- **FILTER KIT** - Requested kit for assembling the filter (if the filter is bought separately)
- **REMOTE** - Remote control (cable length on request)
- **VALVE** - Electrical water valve for controlling the water inlet (instead of standard manual valve)



C/E GP3

GARLIC PEELERS

- Table top configuration
- Column stainless steel machine
- Loading capacity: 3 kg
- Interlocked lid
- Power: 0,27 kW/HP 0,35
- Productivity: 30 kg/h
- Electrical water valve
- CE model
- Net weight: 30 kg

THREEPHASE (V400/3/50 Hz or V230/3/50 Hz) ⚠

SINGLEPHASE (V230/1/50 Hz)

ACCESSORIES

- **FILTER** - Stainless steel tank and basket
- **FILTER KIT** - Requested kit for assembling the filter (if the filter is bought separately)
- **REMOTE** - Remote control (cable length on request)



C/E GP3T

GARLIC PEELERS

- Floor configuration complete of trestle
- Column stainless steel machine
- Loading capacity: 3 kg
- Interlocked lid
- Power: 0,27 kW/HP 0,35
- Productivity: 30 kg/h
- Electrical water valve
- CE mode
- Net weight: 35 kg

THREEPHASE (V400/3/50 Hz or V230/3/50 Hz) ⚠

SINGLEPHASE (V230/1/50 Hz)

ACCESSORIES

- **FILTER** - Stainless steel tank and basket
- **FILTER KIT** - Requested kit for assembling the filter (if the filter is bought separately)
- **REMOTE** - Remote control (cable length on request)



C/E GP8T

GARLIC PEELERS

- Floor configuration complete of trestle
- Column stainless steel machine
- Loading capacity: 8 kg
- Interlocked lid
- Power: 0,75 kW/HP 1
- Productivity: 80 kg/h
- Electrical water valve
- CE model
- Net weight: 44 kg

THREEPHASE (V400/3/50 Hz or V230/3/50 Hz) ⚠

SINGLEPHASE (V230/1/50 Hz)

ACCESSORIES

- **FILTER** - Stainless steel tank and basket
- **FILTER KIT** - Requested kit for assembling the filter (if the filter is bought separately)
- **REMOTE** - Remote control (cable length on request)



- C/E PC3**
MUSSEL CLEANERS
- Table top configuration
 - Column stainless steel machine
 - Loading capacity: 3 kg
 - Interlocked lid
 - Power: 0,27 kW/HP 0,35
 - Productivity: 60 kg/h
 - Manual water inlet
 - CE model
 - Net weight: 30 kg

THREEPHASE (V400/3/50 Hz or V230/3/50 Hz) ⚠

SINGLEPHASE (V230/1/50 Hz)

ACCESSORIES

- **FILTER** - Stainless steel tank and basket
- **REMOTE** - Remote control (cable length on request)
- **VALVE** - Electrical water valve for controlling the water inlet (instead of standard manual valve)



- C/E PC3T**
MUSSEL CLEANERS
- Floor configuration complete of trestle
 - Column stainless steel machine
 - Loading capacity: 3 kg
 - Interlocked lid
 - Power: 0,27 kW/HP 0,35
 - Productivity: 60 kg/h
 - Manual water inlet
 - CE model
 - Net weight: 35 kg

THREEPHASE (V400/3/50 Hz or V230/3/50 Hz) ⚠

SINGLEPHASE (V230/1/50 Hz)

ACCESSORIES

- **FILTER** - Stainless steel tank and basket
- **FILTER KIT** - Requested kit for assembling the filter (if the filter is bought separately)
- **REMOTE** - Remote control (cable length on request)
- **VALVE** - Electrical water valve for controlling the water inlet (instead of standard manual valve)



- C/E PC8T**
MUSSEL CLEANERS
- Floor configuration complete of trestle
 - Column stainless steel machine
 - Loading capacity: 8 kg
 - Interlocked lid
 - Power: 0,75 kW/HP 1
 - Productivity: 150 kg/h
 - Manual water inlet
 - CE model
 - Net weight: 46 kg

THREEPHASE (V400/3/50 Hz or V230/3/50 Hz) ⚠

SINGLEPHASE (V230/1/50 Hz)

ACCESSORIES

- **FILTER** - Stainless steel tank and basket
- **FILTER KIT** - Requested kit for assembling the filter (if the filter is bought separately)
- **REMOTE** - Remote control (cable length on request)
- **VALVE** - Electrical water valve for controlling the water inlet (instead of standard manual valve)



FOOD PROCESSING - VEGETABLE CUTTERS

Other products designed for the catering or food processing sector include these professional vegetable processors, which can be used not only for cutting vegetables of any kind into slices, strips or cubes, but also fruit, cheeses, bread, chocolate or dried fruit, thanks to the series of discs and knives available as optional extras.

Versatile and efficient, they are ideal for quickly and precisely performing the job they were designed to do, and providing an excellent finish. All construction components used are food safe. The models comply with EC hygiene and safety standards.





C/E TV

- Stainless steel and aluminum body machine
- Aluminum pusher
- Power: 0,75 kW/HP 1
- Productivity: 150/450 kg/h
- CE model
- Net weight: 24 kg

THREEPHASE (V400/3/50 Hz or V230/3/50 Hz) ⚠

SINGLEPHASE (V230/1/50 Hz)

ACCESSORIES/DISCS

- DISCS series "E" (* 1-2-3-4-6-8-10-14 mm)
- DISCS series "ES" (* 2-3-4-5-10 mm)
- DISCS series "E/O" (* 3-4-6-8-10-14 mm)
- DISCS series "H" (* 2-2,5-4-6-8-10 mm)
- DISCS series "Z" (* 2-3-4-6-7-9 mm)
- DISCS series "V"
- DISCS series "B" (* 6-8-10 mm)
(used with "E" discs)
- DISCS series "D" (* 8-10-12-20 mm)
(used with "E" discs)
- TV/RACK - Plastic rack for disks
- TV/PAN - Plastic receiving pan (10 l capacity)



C/E TVI

- Stainless steel and aluminum body machine and pusher
- Power: 0,75 kW/HP 1
- Productivity: 150/450 kg/h
- CE model
- Net weight: 22 kg

THREEPHASE (V400/3/50 Hz or V230/3/50 Hz) ⚠

SINGLEPHASE (V230/1/50 Hz)

ACCESSORIES/DISCS*

- DISCS series "E" (* 1-2-3-4-6-8-10-14 mm)
- DISCS series "ES" (* 2-3-4-5-10 mm)
- DISCS series "E/O" (* 3-4-6-8-10-14 mm)
- DISCS series "H" (* 2-2,5-4-6-8-10 mm)
- DISCS series "Z" (* 2-3-4-6-7-9 mm)
- DISCS series "V"
- DISCS series "B" (* 6-8-10 mm)
(used with "E" discs)
- DISCS series "D" (* 8-10-12-20 mm)
(used with "E" discs)
- TV/RACK - Plastic rack for disks
- TV/PAN - Plastic receiving pan (10 l capacity)



C/E TV AT

- Stainless steel and aluminum body machine and pusher
- Enlarged inlet
- Power: 0,75 kW/HP 1
- Productivity: 150/450 kg/h
- CE model
- Net weight: 24 kg

THREEPHASE (V400/3/50 Hz or V230/3/50 Hz) ⚠

SINGLEPHASE (V230/1/50 Hz)

ACCESSORIES/DISCS*

- DISCS series "E" (* 1-2-3-4-6-8-10-14 mm)
(not suitable with "D/AT" discs)
- DISCS series "ES" (* 2-3-4-5-10 mm)
- DISCS series "E/AT" (* 6-8-10 mm)
- DISCS series "E/O" (* 3-4-6-8-10-14 mm)
- DISCS series "H" (* 2-2,5-4-6-8-10 mm)
- DISCS series "Z" (* 2-3-4-6-7-9 mm)
- DISCS series "V"
- DISCS series "D/AT" (* 8-10-12-20 mm)
(used with "E/AT" discs)
- TV/RACK - Plastic rack for disks
- TV/PAN - Plastic receiving pan (10 l capacity)



MASTER

- Stainless steel and anodised Aluminum body machine
- Power: 0,55 kW/HP 0,73
- Productivity: 150/450 kg/h
- CE model
- Net weight: 25 kg


THREEPHASE (V400/3/50 Hz or V230/3/50 Hz) ⚠

SINGLEPHASE (V230/1/50 Hz)

ACCESSORIES/DISCS*

- DISCS series "E" (* 1-2-3-4-6-8-10-14 mm)
- DISCS series "ES" (* 2-3-4-5-10 mm)
- DISCS series "E/O" (* 3-4-6-8-10-14 mm)
- DISCS series "H" (* 2-2,5-4-6-8-10 mm)
- DISCS series "Z" (* 2-3-4-6-7-9 mm)
- DISCS series "V"
- DISCS series "B" (* 6-8-10 mm) - (used with "E" discs)
- DISCS series "D" (* 8-10-12-20 mm)
(used with "E" discs)
- TV/RACK - Plastic rack for disks
- TV/PAN - Plastic receiving pan (10 l capacity)

* The numbers indicate the cut thickness (mm)





FOOD PROCESSING - CHEESE GRATERS

81

Constructed for professional use, these cheese graters are ideal for a variety of uses at refectories, communities, food processing centres, supermarkets and hypermarkets, delicatessens, pizzerias, fast food outlets, etc. for grating: Parmigiano, mature cheeses, bread, almonds, chocolate, dry biscuits.

Made entirely of stainless steel, they are compact, stable, fast-working, safe and easy to clean. Machines comply with EC hygiene and safety standards.





- C/E GFE**
- Stainless steel body machine
 - Anodized aluminum removable head
 - Equiped with self-braking motor
 - Inox punched roller
 - Plastic receiving pan
 - Power: 1,1 kW/HP 1,5
 - Productivity: 130 kg/h
 - CE model
 - Net weight: 26 kg

THREEPHASE (V400/3/50 Hz or V230/3/50 Hz) ⚠

SINGLEPHASE (V230/1/50 Hz)

ACCESSORIES

- **VASCA** - Inox receiving pan
- **RULLO** - Inox milled roller



- C/E GFX**
- Stainless steel body machine
 - Stainless steel removable head
 - Equiped with self-braking motor
 - Inox punched roller
 - Plastic receiving pan
 - Power: 1,1 kW/HP 1,5
 - Productivity: 130 kg/h
 - CE model
 - Net weight: 27 kg

THREEPHASE (V400/3/50 Hz or V230/3/50 Hz) ⚠

SINGLEPHASE (V230/1/50 Hz)

ACCESSORIES

- **VASCA** - Inox receiving pan
- **RULLO** - Inox milled roller



- A/GF1,5**
- Stainless steel body machine
 - Anodized aluminum removable head
 - Inox punched roller
 - Plastic receiving pan
 - Power: 1,1 kW/HP 1,5
 - Productivity: 120 kg/h
 - Export version
 - Net weight: 26 kg

THREEPHASE (V400/3/50 Hz or V230/3/50 Hz) ⚠

SINGLEPHASE (V230/1/50 Hz)

ACCESSORIES

- **VASCA** - Inox receiving pan
- **RULLO** - Inox milled roller



- C/E GF2**
- Stainless steel body machine
 - Stainless steel removable head
 - Equiped with self-braking motor
 - Inox punched roller
 - Plastic receiving pan
 - Power: 1,5 kW/HP 2
 - Productivity: 160 kg/h
 - CE model
 - Net weight: 31 kg

THREEPHASE (V400/3/50 Hz or V230/3/50 Hz) ⚠

SINGLEPHASE (V230/1/50 Hz)

ACCESSORIES

- **VASCA** - Inox receiving pan
- **RULLO** - Inox milled roller



- C/E GF3**
- Painted steel body machine
 - Painted Aluminum head
 - Electro-mechanical brake
 - Inox punched roller
 - Plastic receiving pan
 - Power: 2,2 kW/HP 3
 - Productivity: 200 kg/h
 - CE model
 - Net weight: 42 kg

THREEPHASE (V400/3/50 Hz or V230/3/50 Hz) ⚠

ACCESSORIES

- **TC/T** - Stainless steel table with shelve and self-braking wheels (740 x 450 x h=650 mm)



- C/E GF5**
- Painted steel body machine
 - Painted Aluminum head
 - Electro-mechanical brake
 - Inox punched roller
 - Plastic receiving pan
 - Power: 3,7 kW/HP 5
 - Productivity: 500 kg/h
 - CE model
 - Net weight: 110 kg

THREEPHASE (V400/3/50 Hz or V230/3/50 Hz) ⚠



FOOD PROCESSING - FOOD CUTTERS

The kitchen cutter was designed for mincing, crumbling, cutting, homogenizing, kneading ,etc. different products (i.e. tomatoes, parsley,garlic, onion, chilly pepper, breadcrumbs, chocolate, dried fruit, mozzarella, meat, soft dough for cakes, vegetables,etc.). Ideal to reduce working time preparation in professional kitchens. The action of the rotating blades allows a quick and simple operation,by keeping all organic properties of the products completeley intact.





MINI 3

- Made of stainless steel and plastic approved for food contact
- Smooth blade
- Adjustable speed: 900 to 2200 rpm (with nine positions)
- Bowl capacity: 1,3 liters (liquid products); 2,9 liters (solid products)
- Power: 0,48 kW/HP 0,64
- CE model
- Net weight: 11 kg

SINGLEPHASE (V230/1/50 Hz)

ACCESSORIES

- **BLADE/L** - Smooth blade (additional)
- **BLADE/D** - Toothed blade
- **BLADE/F** - Piercing blade



MINI 5

- Made of stainless steel and plastic approved for food contact
- Smooth blade
- Adjustable speed: 900 to 2200 rpm (with nine positions)
- Bowl capacity: 2,3 liters (liquid products); 4,9 liters (solid products)
- Power: 0,96 kW/HP 1,28
- CE model
- Net weight: 18 kg

SINGLEPHASE (V230/1/50 Hz)

ACCESSORIES

- **BLADE/L** - Smooth blade (additional)
- **BLADE/D** - Toothed blade
- **BLADE/F** - Piercing blade



MINI 8

- Made of stainless steel and plastic approved for food contact
- Smooth blade
- Adjustable speed: 900 to 2200 rpm (with nine positions)
- Bowl capacity: 3,5 liters (liquid products); 7,9 liters (solid products)
- Power: 0,96 kW/HP 1,28
- CE model
- Net weight: 19 kg

SINGLEPHASE (V230/1/50 Hz)


ACCESSORIES

- **BLADE/L** - Smooth blade (additional)
- **BLADE/D** - Toothed blade
- **BLADE/F** - Piercing blade



MEDIUM 3

- Made of stainless steel and plastic approved for food contact
- Smooth blade
- Single motor speed: 1400 rpm
- Bowl capacity: 1,3 liters (liquid products); 2,9 liters (solid products)
- Power: 0,55 kW/HP 0,73
- CE model
- Net weight: 14 kg

THREEPHASE (V400/3/50 Hz or V230/3/50 Hz) 

SINGLEPHASE (V230/1/50 Hz)


ACCESSORIES

- **BLADE/L** - Smooth blade (additional)
- **BLADE/D** - Toothed blade
- **BLADE/F** - Piercing blade



MEDIUM 5

- Made of stainless steel and plastic approved for food contact
- Smooth blade
- Bowl capacity: 2,3 liters (liquid products); 4,9 liters (solid products)
- Power: 1,1 kW/HP 1,5
- CE model
- Net weight: 20 kg

THREEPHASE (V400/3/50 Hz or V230/3/50 Hz) 

- Vers. equipped with single motor speed: 1400 rpm
- Vers. equipped with double motor speed: 700/1400 rpm
- Vers. equipped with double motor speed: 1400/2800 rpm

SINGLEPHASE (V230/1/50 Hz)

- Vers. equipped with single motor speed: 1400 rpm

ACCESSORIES

- **BLADE/L** - Smooth blade (additional)
- **BLADE/D** - Toothed blade
- **BLADE/F** - Piercing blade
- **STAND/C** - Stainless steel stand (*)



MEDIUM 8

- Made of stainless steel and plastic approved for food contact
- Smooth blade
- Bowl capacity: 3,5 liters (liquid products); 7,9 liters (solid products)
- Power: 1,1 kW/HP 1,5
- CE model
- Net weight: 21 kg

THREEPHASE (V400/3/50 Hz or V230/3/50 Hz) 

- Vers. equipped with single motor speed: 1400 rpm
- Vers. equipped with double motor speed: 700/1400 rpm
- Vers. equipped with double motor speed: 1400/2800 rpm

SINGLEPHASE (V230/1/50 Hz)

- Vers. equipped with single motor speed: 1400 rpm

ACCESSORIES

- **BLADE/L** - Smooth blade (additional)
- **BLADE/D** - Toothed blade
- **BLADE/F** - Piercing blade
- **STAND/C** - Stainless steel stand (*)



MAGNUM 16

- Made of stainless steel
- Smooth blade
- Equipped with a electronic control of the food temperature
- Bowl complete of tilting system
- Digital timer
- Double blade rotating speed: 1.400 rpm // 2.800 rpm
- Absorbed power: 3,35 kW/HP 4,5
- Safety micro-switch / emergency push-button
- Self-braking motor
- Bowl capacity: 18 liters
- CE model
- Net weight: 110 kg

THREEPHASE (V400/3/50 Hz or V230/3/50 Hz) ⚠

ACCESSORIES

- **BLADE/L** - Smooth blade (additional)
- **BLADE/D** - Toothed blade
- **BLADE/F** - Piercing blade



MAGNUM 20

- Made of stainless steel
- Smooth blade
- Equipped with a electronic control of the food temperature
- Bowl complete of tilting system
- Digital timer
- Double blade rotating speed: 1.400 rpm // 2.800 rpm
- Absorbed power: 3,35 kW/HP 4,5
- Safety micro-switch / emergency push-button
- Self-braking motor
- Bowl capacity: 21 liters
- CE model
- Net weight: 112 kg

THREEPHASE (V400/3/50 Hz or V230/3/50 Hz) ⚠

ACCESSORIES

- **BLADE/L** - Smooth blade (additional)
- **BLADE/D** - Toothed blade
- **BLADE/F** - Piercing blade



PACKAGING - VACUUM MACHINES & OTHERS

These are highly reliable machines carefully designed down to the smallest details that make the difference ...

They cater to the demands of small and medium businesses, and those producing high outputs.

Our machines represent the evolution of a project widely tested by our most exacting clients. Made using innovative technologies, they guarantee maximum efficiency and reliability.

We have chosen to position our range at the highest market level. These are machines perfectly in line with the La Minerva tradition of reliability and efficiency!




VACUUM PACKING MACHINES



PAG. 90

HAND WRAPPERS



PAG. 96

KNIVES STERILIZERS



PAG. 98



PACK 250

- Table top configuration
- Stainless steel body machine and pan
- Sealing bar: 250 mm
- Vacuum pump: 4 m³/h (0,12 kW/HP 0,16)
- Analogic vacuum reader
- Pan dimensions: 330x260x(h=)95+65 mm
- CE model
- Net weight: 34 kg

SINGLEPHASE (V230/1/50 Hz)

ACCESSORIES

- **P6** - Enlarged 6 m³/h pump (instead of standard pump)
- **EXT-VAC** - Disposal for vacuuming in external pan
- **CUT-OFF** - Cutting-off system on bar (ea. bar)
- **GAS KIT/S*** - Gas injection kit for protective atmosphere
- **TAGLIERE** - Inclined filling plane (for liquids)
- **TC/T-M** - Stainless steel table with shelve and self-braking wheels (860 x 600 x h=740 mm)



PACK 310

- Table top configuration
- Stainless steel body machine and pan
- Sealing bar: 310 mm
- Vacuum pump: 8 m³/h (0,25 kW/HP 0,33)
- Analogic vacuum reader
- Pan dimensions: 350x320x(h=)115+65 mm
- CE model
- Net weight: 47 kg

SINGLEPHASE (V230/1/50 Hz)

ACCESSORIES

- **P12** - Enlarged 12 m³/h pump (instead of standard pump)
- **EXT-VAC** - Disposal for vacuuming in external pan
- **CUT-OFF** - Cutting-off system on bar (ea. bar)
- **GAS KIT/S*** - Gas injection kit for protective atmosphere
- **TAGLIERE** - Inclined filling plane (for liquids)
- **TC/T-M** - Stainless steel table with shelve and self-braking wheels (860 x 600 x h=740 mm)



PACK 350

- Table top configuration
- Stainless steel body machine and pan
- Sealing bar: 350 mm
- Vacuum pump: 12 m³/h (0,60 kW/HP 0,80)
- Analogic vacuum reader
- Pan dimensions: 405x360x(h=)115+65 mm
- CE model
- Net weight: 55 kg

SINGLEPHASE (V230/1/50 Hz)

ACCESSORIES

- **P20** - Enlarged 20 m³/h pump (instead of standard pump)
- **EXT-VAC** - Disposal for vacuuming in external pan
- **CUT-OFF** - Cutting-off system on bar (ea. bar)
- **GAS KIT/S*** - Gas injection kit for protective atmosphere
- **TAGLIERE** - Inclined filling plane (for liquids)
- **TC/T-M** - Stainless steel table with shelve and self-braking wheels (860 x 600 x h=740 mm)



PACK 415

- Table top configuration
- Stainless steel body machine and pan
- Sealing bar: 415 mm
- Vacuum pump: 20 m³/h (0,75 kW/HP 1,0)
- Analogic vacuum reader
- Pan dimensions: 520x435x(h=)115+85 mm
- CE model
- Net weight: 80 kg

SINGLEPHASE (V230/1/50 Hz)

ACCESSORIES

- **P25** - Enlarged 25 m³/h pump (instead of standard pump)
- **EXT-VAC** - Disposal for vacuuming in external pan
- **CUT-OFF** - Cutting-off system on bar (ea. bar)
- **BAR** - Additional sealing bar (1 bar to 3 bars more; ea. bar)
- **GAS KIT/M*** - Gas injection kit for protective atmosphere
- **TAGLIERE** - Inclined filling plane (for liquids)
- **TC/T-M** - Stainless steel table with shelve and self-braking wheels (860 x 600 x h=740 mm)

* REMARK ON THE USE OF GAS INJECTION KIT:
 Due to possible risk of explosion, it's not possible to use mixtures of gas with percentages of oxygen higher than to those normally present in the atmosphere (about 21% approximately). Our company is not responsible in anyway in case of use of the machine not in accordance with above mentioned instructions and with the ones included in the user manual.



PACK 460

- Table top configuration
- Stainless steel body machine and pan
- Sealing bar: 460 mm
- Vacuum pump: 20 m³/h (0,75 kW/HP 1,0)
- Analogic vacuum reader
- Pan dimensions: 530x470x(h=)115+100 mm
- CE model
- Net weight: 90 kg

SINGLEPHASE (V230/1/50 Hz)

ACCESSORIES

- **P25** - Enlarged 25 m³/h pump (instead of standard pump)
- **EXT-VAC** - Disposal for vacuuming in external pan
- **CUT-OFF** - Cutting-off system on bar (ea. bar)
- **BAR** - Additional sealing bar (1 bar to 3 bars more; ea. bar)
- **GAS KIT/M*** - Gas injection kit for protective atmosphere
- **TAGLIERE** - Inclined filling plane (for liquids)
- **TC/T-M** - Stainless steel table with shelve and self-braking wheels (860 x 600 x h=740 mm)



PACK 460C

- Floor configuration
- Stainless steel body machine and pan
- Sealing bar: 460 mm
- Vacuum pump: 25 m³/h (1,1 kW/HP 1,5)
- Analogic vacuum reader
- Pan dimensions: 530x470x(h=)115+100 mm
- CE model
- Net weight: 110 kg

SINGLEPHASE (V230/1/50 Hz)

ACCESSORIES

- **P40** - Enlarged 40 m³/h pump (instead of standard pump)
- **EXT-VAC** - Disposal for vacuuming in external pan
- **CUT-OFF** - Cutting-off system on bar (ea. bar)
- **BAR** - Additional sealing bar (1 bar to 2 bars more; ea. bar)
- **GAS KIT/M*** - Gas injection kit for protective atmosphere
- **TAGLIERE** - Inclined filling plane (for liquids)

* REMARK ON THE USE OF GAS INJECTION KIT:

Due to possible risk of explosion, it's not possible to use mixtures of gas with percentages of oxygen higher than to those normally present in the atmosphere (about 21% approximately). Our company is not responsible in anyway in case of use of the machine not in accordance with above mentioned instructions and with the ones included in the user manual.



PACK 6

- Table top configuration
- Stainless steel body machine and pan
- Sealing bar: 270 mm
- Vacuum pump: 6 m³/h (0,5 kW/HP 0,7)
- Analogic vacuum reader
- Pan dimensions: 300x325x(h=)95+45 mm
- CE model
- Net weight: 34 kg

SINGLEPHASE (V230/1/50 Hz)

ACCESSORIES

- **P8** - Enlarged 8 m³/h pump (instead of standard pump)
- **P6/BUSCH** - 6 m³/h BUSCH pump (instead of standard pump)
- **CUT-OFF** - Cutting-off system on bar (ea. bar)
- **GAS KIT/M*** - Gas injection kit for protective atmosphere
- **TAGLIERE** - Inclined filling plane (for liquids)
- **TC/T-M** - Stainless steel table with shelve and self-braking wheels (860 x 600 x h=740 mm)



PACK 10B

- Table top configuration
- Stainless steel body machine and pan
- Sealing bar: 300 mm
- Vacuum pump: 12 m³/h (0,6 kW/HP 0,8)
- Analogic vacuum reader
- Pan dimensions: 300x325x(h=)95+45 mm
- CE model
- Net weight: 47 kg

SINGLEPHASE (V230/1/50 Hz)

ACCESSORIES

- **P20** - Enlarged 20 m³/h pump (instead of standard pump)
- **P10/BUSCH** - 10 m³/h BUSCH pump (instead of standard pump)
- **CUT-OFF** - Cutting-off system on bar (ea. bar)
- **GAS KIT/M*** - Gas injection kit for protective atmosphere
- **TAGLIERE** - Inclined filling plane (for liquids)
- **TC/T-M** - Stainless steel table with shelve and self-braking wheels (860 x 600 x h=740 mm)



PACK 10X

- Table top configuration
- Stainless steel body machine and pan
- Sealing bar: 350 mm
- Vacuum pump: 12 m³/h (0,6 kW/HP 0,8)
- Analogic vacuum reader
- Pan dimensions: 360x405x(h=)115+52 mm
- CE model
- Net weight: 55 kg

SINGLEPHASE (V230/1/50 Hz)

ACCESSORIES

- **P20** - Enlarged 20 m³/h pump (instead of standard pump)
- **P10/BUSCH** - 10 m³/h BUSCH pump (instead of standard pump)
- **CUT-OFF** - Cutting-off system on bar (ea. bar)
- **GAS KIT/M*** - Gas injection kit for protective atmosphere
- **TAGLIERE** - Inclined filling plane (for liquids)
- **TC/T-M** - Stainless steel table with shelve and self-braking wheels (860 x 600 x h=740 mm)



PACK 16B

- Table top configuration
- Stainless steel body machine and pan
- Sealing bar: 410 mm
- Vacuum pump: 20 m³/h (0,75 kW/HP 1,0)
- Analogic vacuum reader
- Pan dimensions: 420x470x(h=)120+75 mm
- CE model
- Net weight: 80 kg

SINGLEPHASE (V230/1/50 Hz)

ACCESSORIES

- **P25** - Enlarged 25 m³/h pump (instead of standard pump)
- **P20/BUSCH** - 20 m³/h BUSCH pump (instead of standard pump)
- **CUT-OFF** - Cutting-off system on bar (ea. bar)
- **GAS KIT/L*** - Gas injection kit for protective atmosphere
- **TAGLIERE** - Inclined filling plane (for liquids)
- **TC/T-M** - Stainless steel table with shelve and self-braking wheels (860 x 600 x h=740 mm)

* REMARK ON THE USE OF GAS INJECTION KIT:

Due to possible risk of explosion, it's not possible to use mixtures of gas with percentages of oxygen higher than to those normally present in the atmosphere (about 21% approximately). Our company is not responsible in anyway in case of use of the machine not in accordance with above mentioned instructions and with the ones included in the user manual.



PACK 20B

- Table top configuration
- Stainless steel body machine and pan
- Sealing bar: 470 mm
- Vacuum pump: 20 m³/h (0,75 kW/HP 1,0)
- Analogic vacuum reader
- Pan dimensions: 480x470x(h=)120+85 mm
- CE model
- Net weight: 90 kg

SINGLEPHASE (V230/1/50 Hz)

ACCESSORIES

- **P25** - Enlarged 25 m³/h pump (instead of standard pump)
- **P20/BUSCH** - 20 m³/h BUSCH pump (instead of standard pump)
- **BAR** - Additional parallel sealing bar
- **CUT-OFF** - Cutting-off system on bar (ea. bar)
- **GAS KIT/L*** - Gas injection kit for protective atmosphere
- **TAGLIERE** - Inclined filling plane (for liquids)
- **TC/T-M** - Stainless steel table with shelve and self-braking wheels (860 x 600 x h=740 mm)



PACK 25B

- Floor configuration
- Stainless steel body machine and pan
- Sealing bar: 500 mm
- Vacuum pump: 25 m³/h (1,1 kW/HP 1,5)
- Pan dimensions: 510x500x(h=)120+95 mm
- CE model
- Net weight: 110 kg

SINGLEPHASE (V230/1/50 Hz)

ACCESSORIES

- **P25/BUSCH** - 25 m³/h BUSCH pump (instead of standard pump)
- **CUT-OFF** - Cutting-off system on bar (ea. bar)
- **GAS KIT/L*** - Gas injection kit for protective atmosphere
- **TAGLIERE** - Inclined filling plane (for liquids)

* REMARK ON THE USE OF GAS INJECTION KIT:

Due to possible risk of explosion, it's not possible to use mixtures of gas with percentages of oxygen higher than to those normally present in the atmosphere (about 21% approximately). Our company is not responsible in anyway in case of use of the machine not in accordance with above mentioned instructions and with the ones included in the user manual.



PACK 16

- Table top configuration
- Stainless steel body machine and pan
- Sealing bar: 410 mm
- Vacuum pump: 16 m³/h (0,7 kW/HP 0,94)
- Electronic vacuum control
- Pan dimensions: 420x450x(h=)120+80 mm
- CE model
- Net weight: 62 kg

SINGLEPHASE (V230/1/50 Hz)

ACCESSORIES

- **GAS KIT/M*** - Gas injection kit for protective atmosphere
- **TAGLIERE** - Inclined filling plane (for liquids)
- **TC/T-M** - Stainless steel table with shelf and self-braking wheels (860 x 600 x h=740 mm)



PACK 20

- Table top configuration
- Stainless steel body machine and pan
- Sealing bar: 500 mm
- Vacuum pump: 20 m³/h (0,8 kW/HP 1,07)
- Electronic vacuum control
- Pan dimensions: 510x490x(h=)120+90 mm
- CE model
- Net weight: 90 kg

SINGLEPHASE (V230/1/50 Hz)

ACCESSORIES

- **GAS KIT/M*** - Gas injection kit for protective atmosphere
- **TAGLIERE** - Inclined filling plane (for liquids)
- **TC/T-M** - Stainless steel table with shelf and self-braking wheels (860 x 600 x h=740 mm)



PACK 40

- Floor configuration
- Stainless steel body machine and pan
- Sealing bars: 2x520 mm (parallels)
- Vacuum pump: 40 m³/h (1,30 kW/HP 1,74)
- Electronic vacuum control
- Pan dimensions: 630x530x(h=)120+100 mm
- CE model
- Net weight: 155 kg

THREEPHASE (V400/3/50 Hz or V230/3/50 Hz) ⚠

ACCESSORIES

- **P63/BUSCH** - Enlarged 63 m³/h BUSCH pump (instead of standard pump)
- **BAR/40** - Additional 520 mm sealing bar (ea. bar)
- **DOUBLE SEALING/40** - Superimposed 520 mm sealing bar (ea. bar)
- **GAS KIT/L*** - Gas injection kit for protective atmosphere
- **TAGLIERE** - Inclined filling plane (for liquids)



PACK 40X

- Floor configuration
- Stainless steel body machine and pan
- Sealing bars: 960+410 mm ("L" configuration)
- Vacuum pump: 40 m³/h (1,30 kW/HP 1,74)
- Electronic vacuum control
- Pan dimensions: 970x515x(h=)120+100 mm
- CE model
- Net weight: 182 kg

THREEPHASE (V400/3/50 Hz or V230/3/50 Hz) ⚠

ACCESSORIES

- **P63/BUSCH** - Enlarged 63 m³/h BUSCH pump (instead of standard pump)
- **BAR/40X/C** - Additional 410 mm sealing bar
- **BAR/40X/L** - Additional 960 mm sealing bar
- **DOUBLE SEALING/40X/C** - Superimposed 410 mm sealing bar (ea. bar)
- **DOUBLE SEALING/40X/L** - Superimposed 960 mm sealing bar (ea. bar)
- **GAS KIT/L*** - Gas injection kit for protective atmosphere
- **TAGLIERE** - Inclined filling plane (for liquids)

* REMARK ON THE USE OF GAS INJECTION KIT:
Due to possible risk of explosion, it's not possible to use mixtures of gas with percentages of oxygen higher than to those normally present in the atmosphere (about 21% approximately). Our company is not responsible in anyway in case of use of the machine not in accordance with above mentioned instructions and with the ones included in the user manual.



PACK 63

- Floor configuration
- Stainless steel body machine and pan
- Sealing bars: 2x540 mm (parallels)
- Vacuum pump: 63 m³/h (1,80 kW/HP 2,41)
- Electronic vacuum control
- Pan dimensions: 620x550x(h=)120+100 mm
- CE model
- Net weight: 175 kg

THREEPHASE (V400/3/50 Hz or V230/3/50 Hz) ⚠

ACCESSORIES

- **P100/BUSCH** - Enlarged 100 m³/h BUSCH pump (instead of standard pump)
- **DOUBLE SEALING/63/C** - Superimposed 540 mm sealing bar (ea. bar)
- **GAS KIT/L*** - Gas injection kit for protective atmosphere
- **TAGLIERE** - Inclined filling plane (for liquids)



PACK 63X

- Floor configuration
- Stainless steel body machine and pan
- Sealing bars: 540+750 mm ("L" configuration)
- Vacuum pump: 63 m³/h (1,80 kW/HP 2,41)
- Electronic vacuum control
- Pan dimensions: 820x600x(h=)120+100 mm
- CE model
- Net weight: 195 kg

THREEPHASE (V400/3/50 Hz or V230/3/50 Hz) ⚠

ACCESSORIES

- **P100/BUSCH** - Enlarged 100 m³/h BUSCH pump (instead of standard pump)
- **BAR/63X** - Additional 540 mm sealing bar
- **DOUBLE SEALING/63/C** - Superimposed 540 mm sealing bar (ea. bar)
- **DOUBLE SEALING/63X/L** - Superimposed 750 mm sealing bar
- **GAS KIT/L*** - Gas injection kit for protective atmosphere
- **TAGLIERE** - Inclined filling plane (for liquids)



PACK 100

- Floor configuration
- Stainless steel body machine and pan
- Sealing bars: 640+1.050+640 mm ("U" configuration)
- Vacuum pump: 100 m³/h (2,2 /HP 2,95)
- Electronic vacuum control
- Pan dimensions: 1.065x750x(h=)150+115 mm
- CE model
- Net weight: 305 kg

THREEPHASE (V400/3/50 Hz or V230/3/50 Hz) ⚠

ACCESSORIES

- **P160/BUSCH** - Enlarged 160 m³/h BUSCH pump (instead of standard pump)
- **P200/BUSCH** - Enlarged 200 m³/h BUSCH pump (instead of standard pump)
- **BAR/100** - Additional 1035 mm sealing bar
- **DOUBLE SEALING/100/C** - Superimposed 640 mm sealing bar (ea. bar)
- **DOUBLE SEALING/100/L** - Superimposed 1035 mm sealing bar (ea. bar)
- **GAS KIT/XL*** - Gas injection kit for protective atmosphere
- **TAGLIERE** - Inclined filling plane (for liquids)

* **REMARK ON THE USE OF GAS INJECTION KIT:**
 Due to possible risk of explosion, it's not possible to use mixtures of gas with percentages of oxygen higher than to those normally present in the atmosphere (about 21% approximately). Our company is not responsible in anyway in case of use of the machine not in accordance with above mentioned instructions and with the ones included in the user manual.



DSP 5/TM (*)

- Stainless steel manual machine
- Manual cutting with toothed blade
- Film brake
- Wide film coil: 500 mm
- Net weight 10 kg



DSP 5/E (*)

- Stainless steel manual machine
- Teflon coated cutting edge and welding plate
- Film brake
- Wide film coil: 500 mm
- Power: 0,15 kW/HP 0,20
- CE model
- Net weight 7 kg

SINGLEPHASE (V230/1/50 Hz)



DSP 5/ER (*)

- Stainless steel manual machine
- Teflon coated cutting edge and welding plate
- Raised coil
- Film brake
- Wide film coil: 500 mm
- Power: 0,15 kW/HP 0,20
- CE model
- Net weight 8 kg

SINGLEPHASE (V230/1/50 Hz)



DSP 5 (*)

- Stainless steel manual machine
- Teflon coated cutting edge and welding plate
- Adjustable cutting/sealing temperature
- Film brake
- Wide film coil: 500 mm
- Power: 0,60 kW/HP 0,80
- CE model
- Net weight 12 kg

SINGLEPHASE (V230/1/50 Hz)



DSP 15 (*)

- Stainless steel manual machine
- Teflon coated cutting edge and welding plate
- Raised coil
- Adjustable cutting/sealing temperature
- Film brake
- Wide film coil: 500 mm
- Power: 0,60 kW/HP 0,80
- CE model
- Net weight 13 kg

SINGLEPHASE (V230/1/50 Hz)



DSP 105 (*)

- Stainless steel floor standing manual packing station
- Designed to house an electronic checkweigher and a labelling machine; equipped with 3 power sockets (snot included)
- Teflon coated cutting edge and welding plate
- Adjustable cutting/sealing temperature
- Film Brake
- Wide film coil: 500 mm
- Power: 0,15 kW/HP 0,20
- CE model
- Net weight 31 kg

SINGLEPHASE (V230/1/50 Hz)



A/E KS 8

- Stainless steel machine
- Complete of plexiglass frontal door and timer
- "UV-C" ray technology (in accordance with HACCP norms)
- Capacity: 8 knives
- CE model
- Net weight: 8 kg

SINGLEPHASE (V230/1/50 Hz)

ACCESSORIES

- **KS/KEY** - Locking closure with key



A/E KS 16

- Stainless steel machine
- Complete of plexiglass frontal door and timer
- "UV-C" ray technology (in accordance with HACCP norms)
- Capacity: 16 knives
- CE model
- Net weight: 12 kg

SINGLEPHASE (V230/1/50 Hz)

ACCESSORIES

- **KS/KEY** - Locking closure with key



A/E KS 32

- Stainless steel machine
- Complete of plexiglass frontal doors and timer
- "UV-C" ray technology (in accordance with HACCP norms)
- Capacity: 32 knives
- CE model
- Net weight: 20 kg

SINGLEPHASE (V230/1/50 Hz)

ACCESSORIES

- **KS/KEY** - Locking closure with key



9656-A

The certifying body **KIWA CERMET** has certified our **COMPANY QUALITY SYSTEM** to be in conformity with standard **UNI EN ISO 9001:2008** for the following types of products and services:
"Design, development, manufacture and marketing of machines for food processing, packaging and preservation"

This certification testifies to the Company's level of global quality and represents for us a strong motivation toward continuous improvement, in particular on the customer satisfaction Minerva Omega group s.r.l. has always invested in the development of new products, improvement of service, human resources, manufacturing equipment and information systems.
Minerva Omega group s.r.l. is a company with its sights set on the future and the Certification System will provide us.



Minerva Omega group s.r.l.
Viadel Vetraio, 36 - 40138 Bologna - Italy

Import through:
Joanna Levin Hamburg
Ilkstraat 44 - 22399 Hamburg
tel: +49 (40) 606 717 86
mail: info@joanna.levin-hamburg.de
web: www.joanna-levin-hamburg.de



www.minervaomegagroup.com

Specifications and other features are subject to change without notice; the pictures must be considered as indicative and they can take a configuration/dimension from a similar machine.

